

2013 Youth Health Survey Results

Brookline High School

2013 Youth Health Survey Results

Brookline High School

Table of Contents

| | |
|---|----|
| Comparison Table of Risk Behaviors..... | 2 |
| Alcohol | 8 |
| Marijuana..... | 9 |
| Other Illegal Drugs..... | 10 |
| Tobacco..... | 12 |
| Violence..... | 14 |
| Safety..... | 16 |
| Mental Health..... | 17 |
| Sexual Behaviors..... | 19 |
| Body Weight and Dietary Behaviors..... | 20 |
| Physical Activity..... | 21 |
| Protective Factors..... | 22 |
| Perceptions..... | 29 |

**Summary Comparison Table of Risk Behaviors
Brookline High School 9th - 12th Graders (2005, 2007, 2009, 2011, 2013)
Compared to State and US 9th-12th Graders (2011)**

| 2013 High School Survey Questions | Brookline 2005 (9 th -12 th) % | Brookline 2007 (9 th -12 th) % | Brookline 2009 (9 th -12 th) % | Brookline 2011 (9 th -12 th) % | Brookline 2013 (9 th -12 th) % | State 2011 (9 th -12 th) % | US 2011 (9 th -12 th) % |
|--|---|---|---|---|---|---|--|
| ALCOHOL USE | | | | | | | |
| Lifetime alcohol use | 68 | 69 | 62 | 62 | 56 | 68 | 71 |
| Alcohol use, past 30 days | 40 | 43 | 38 | 36 | 35 | 40 | 39 |
| Alcohol use before age 13 | 12 | 13 | 12 | 11 | 12 | 15 | 21 |
| Binge drinking, past 30 days | 24 | 25 | 24 | 21 | 19 | 22 | 22 |
| Drinking during school day, past 30 days | 7 | 7 | 7 | 5 | 5 | 4* (On school property) | 5* (On school property) |
| Driving after drinking, past 30 days | 7 | 5 | 6 | 4 | 3 | 7 | 8 |
| Riding in vehicle with driver who had been drinking (driver over age 21/driver under age 21) | 15‡ (Driver age not specified) | 16‡ (Driver age not specified) | 15‡ (Driver age not specified) | 12 (over age 21) 9 (under age 21) | 11 (over age 21) 6 (under age 21) | 23* (Driver age not specified) | 24* (Driver age not specified) |
| MARIJUANA USE | | | | | | | |
| Lifetime marijuana use | 42 | 41 | 39 | 40 | 34 | 43 | 40 |
| Lifetime marijuana use, over 100 times | 7 | 7 | 8 | 10 | 7 | N/A | N/A |
| Marijuana use before age 13 | 4 | 5 | 4 | 3 | 2 | 7 | 8 |
| Marijuana use, past 30 days | 23 | 25 | 24 | 27 | 21 | 28 | 23 |
| Marijuana use during school day, past 30 days | 8 | 9 | 9 | 9 | 9 | 6 *(On school property) | 6 *(On school property) |

**Summary Comparison Table of Risk Behaviors
Brookline High School 9th - 12th Graders (2005, 2007, 2009, 2011, 2013)
Compared to State and US 9th-12th Graders (2011)**

| | Brookline 2005 (9 th -12 th) % | Brookline 2007 (9 th -12 th) % | Brookline 2009 (9 th -12 th) % | Brookline 2011 (9 th -12 th) % | Brookline 2013 (9 th -12 th) % | State 2011 (9 th -12 th) % | US 2011 (9 th -12 th) % |
|---|---|--|---|--|--|--|---|
| 2013 BHS Survey Questions | | | | | | | |
| OTHER ILLEGAL DRUG USE | | | | | | | |
| Lifetime cocaine use | 4 | 8 | 6 | 3 | 4 | 5 | 7 |
| Lifetime heroin use | 3 | 3 | 4 | 2 | 3 | 2 | 3 |
| Lifetime use of Ritalin, Adderal, Concerta, amphetamines without a prescription | 8 [‡] (Lifetime use of methamphetamines, Ritalin, adderal, concerta without Rx) | 10 [‡] (Lifetime use of methamphetamines, Ritalin, adderal, concerta without Rx) | 8 [‡] (Lifetime use of methamphetamines, Ritalin, adderal, concerta without Rx) | 7 | 7 | N/A | N/A |
| Lifetime steroid use without a prescription | 3 | 4 | 4 | 2 | 3 | 3 | 4 |
| Lifetime use of hallucinogens, e.g., LSD, mushrooms, Ketamine, 2C's, ecstasy | 6 [‡] (Lifetime use of inhalants, LSD, PCP, mushrooms, Ketamine, Rohypnol, GHB) | 8 [‡] (Lifetime use of inhalants, LSD, PCP, mushrooms, Ketamine, Rohypnol, GHB) | 8 [‡] (Lifetime use of inhalants, LSD, PCP, mushrooms, Ketamine, Rohypnol, GHB) | 6 [↔] (Lifetime use of hallucinogens, LSD, ecstasy mushrooms, Ketamine.) | 8 | N/A | 9* (Lifetime use of hallucinogens, e.g., LSD, acid, PCP, mescaline or mushrooms) |
| Lifetime prescription painkiller use to get high (Percocet, Oxycotin, Oxycodone, Vicodin) | 7 [‡] (Lifetime painkiller use to get high) | 8 [‡] (Lifetime painkiller use to get high) | 7 [‡] (Lifetime painkiller use to get high) | 6 | 6 | N/A | N/A |
| Lifetime use of depressants to get high (such as Klonopin, Valium, Xanax, or Ativan) | N/A | N/A | N/A | N/A | 4 | N/A | N/A |
| Lifetime OTC cough/cold medicine use (to get high) | 6 | 6 | 6 | 5 | 6 | N/A | N/A |
| Lifetime medical treatment for overdose | 3 | 3 | 3 | 4 | 3 | N/A | N/A |
| TOBACCO | | | | | | | |
| Ever tried smoking, even just a puff | 28 [‡] (tried smoking a whole cigarette) | 25 [‡] (tried smoking a whole cigarette) | 26 [‡] (tried smoking a whole cigarette) | 26 | 26 | 39* (even one or two puffs) | 45* (even one or two puffs) |

**Summary Comparison Table of Risk Behaviors
Brookline High School 9th - 12th Graders (2005, 2007, 2009, 2011, 2013)
Compared to State and US 9th-12th Graders (2011)**

| 2013 BHS Survey Questions | Brookline 2005 (9 th -12 th) % | Brookline 2007 (9 th -12 th) % | Brookline 2009 (9 th -12 th) % | Brookline 2011 (9 th -12 th) % | Brookline 2013 (9 th -12 th) % | State 2011 (9 th -12 th) % | US 2011 (9 th -12 th) % |
|--|--|--|--|--|--|--|---|
| TOBACCO (CONTINUED) | | | | | | | |
| Started smoking before age 13 | 6 | 4 | 5 | 5 | 5 | 7 | 10 |
| Smoking, past 30 days | 9 | 15 | 16 | 11 | 10 | 14 | 18 |
| Smoking at school, past 30 days | 7 | 7 | 8 | 5 | 5 | 6* (on school property) | 5* (on school property) |
| Use of chewing tobacco, snuff, dip, past 30 days | 4 | 5 | 7 | 4 | 4 | N/A | 8 |
| Tried to quit smoking cigarettes (% of smokers) | 38 | 39 | 35 | 38 | 39 | 53 | 50 |
| VIOLENCE-RELATED BEHAVIORS | | | | | | | |
| Carried a gun, past 30 days | 5 | 5 | 6 | 3 | 4 | 3 | 5 |
| Carried weapon (such as knife or club) on school property, past 30 days | 10 | 8 | 9 | 5 | 4 | 4* (gun, knife, or club) | 5* (gun, knife or club) |
| Physical fight requiring treatment by doctor or nurse, past 12 months | 7 | 7 | 7 | 6 | 5 | 4 | 4 |
| Physical fight on school property, past 12 months | 9 | 9 | 8 | 5 | 6 | 7 | 12 |
| Skipped school because felt unsafe, past 30 days | 6 | 7 | 8 | 4 | 5 | 5 | 6 |
| Heard prejudiced language/remarks made towards gay, lesbian or bisexual students, at school, past 30 days | 80* Heard prejudiced language/remarks made towards gay, lesbian or bisexual students, past 30 days | 73* Heard prejudiced language/remarks made towards gay, lesbian or bisexual students, past 30 days | 67* Heard prejudiced language/remarks made towards gay, lesbian or bisexual students, past 30 days | 72* Heard prejudiced language/remarks made towards gay, lesbian or bisexual students, past 30 days | 68 | N/A | N/A |
| Bullied on school property, past 12 months (Yes or No) | 20* (At least 1 time) | 21* (At least 1 time) | 22* (At least 1 time) | 17 | 16 | 18 | 20 |

**Summary Comparison Table of Risk Behaviors
Brookline High School 9th - 12th Graders (2005, 2007, 2009, 2011, 2013)
Compared to State and US 9th-12th Graders (2011)**

| | Brookline 2005 (9 th -12 th) % | Brookline 2007 (9 th -12 th) % | Brookline 2009 (9 th -12 th) % | Brookline 2011 (9 th -12 th) % | Brookline 2013 (9 th -12 th) % | State 2011 (9 th -12 th) % | US 2011 (9 th -12 th) % |
|---|--|--|--|--|--|--|---|
| 2013 BHS Survey Questions | | | | | | | |
| Been electronically bullied, past 12 months | N/A | N/A | N/A | 10 | 11 | N/A | 16 |
| Sexual contact against one's will | 10 | 10 | 10 | 7 | 7 | N/A | 8* (forced sexual intercourse) |
| Girlfriend or boyfriend hit, slap, or physically hurt you on purpose, past 12 months | N/A | N/A | N/A | 4 | 5 | N/A | 9 |
| MENTAL HEALTH | | | | | | | |
| Felt overwhelming stress or anxiety occasionally or frequently, past 12 months | 72 | 72 | 66 | 79 | 75 | N/A | N/A |
| Felt suicidal, past 12 months | 20 | 21 | 20 | 19 | 20 | 13* (seriously consider suicide) | 16* (seriously consider suicide) |
| Seriously considered suicide and made a suicide plan, past 12 mo. | 3 | 3 | 3 | 3 | 2 | 12* (made a plan) | 13* (made a plan) |
| Attempted suicide that resulted in medical treatment, past 12 mo. | 2 | 2 | 2 | <1 | <1 | 2 | 2 |
| SEXUAL BEHAVIOR | | | | | | | |
| Ever had sexual intercourse | 28 | 29 | 32 | 27 | 23 | 42 | 47 |
| Sexual intercourse before age 13 | 5 | 5 | 7 | 2 | 3 | 4 | 6 |
| Three or more sexual partners | 9 | 11 | 12 | 9 | 7 | 11* (4 or more partners) | 15* (4 or more partners) |
| Usually use a condom during sexual intercourse (among sexually active students) | 83 | 82 | 78 | 74 | 75 | 58* (used at last intercourse) | 60* (used at last intercourse) |
| Engaged in sexual activity after using alcohol that you wouldn't have if you weren't drinking | 15 | 17 | 16 | 13 | 14 | 23* (Used alcohol or drugs at last intercourse) | 22* (Used alcohol or drugs at last intercourse) |

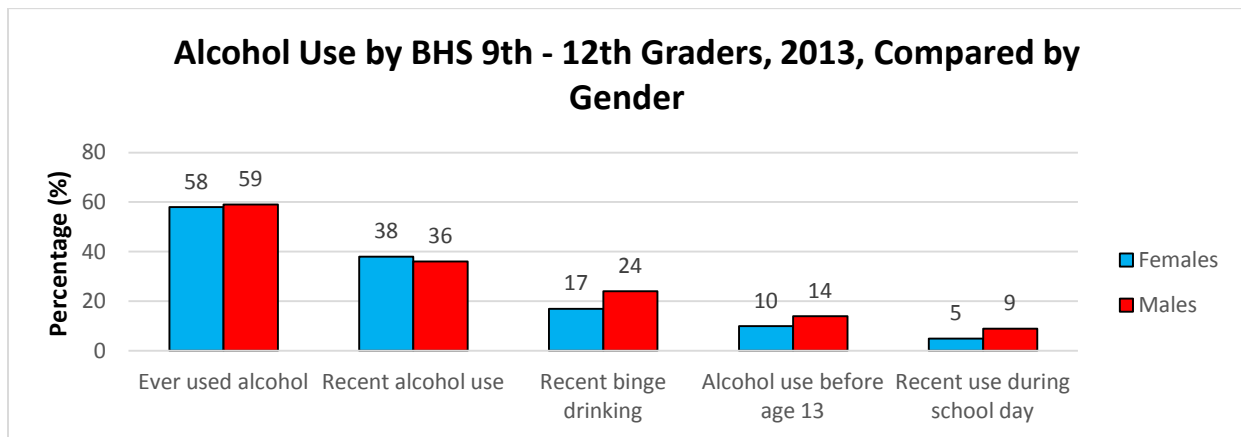
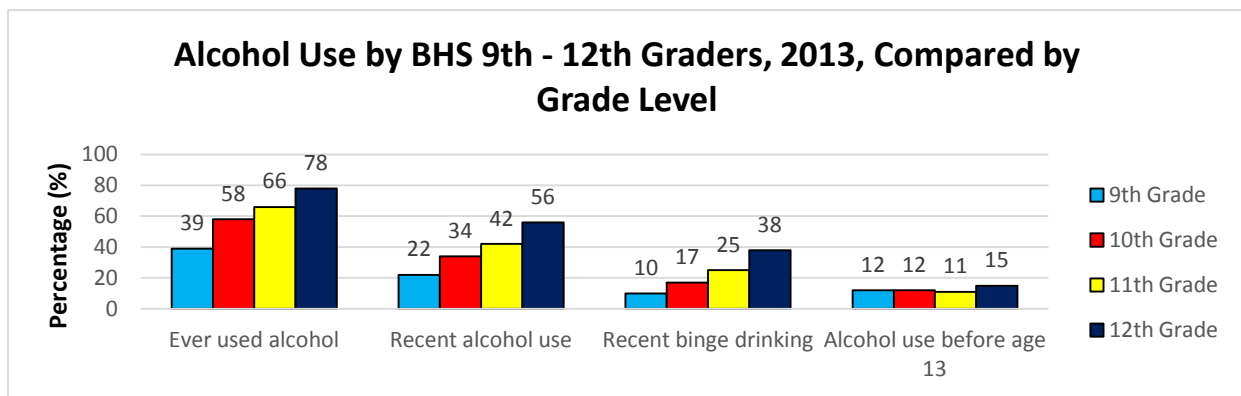
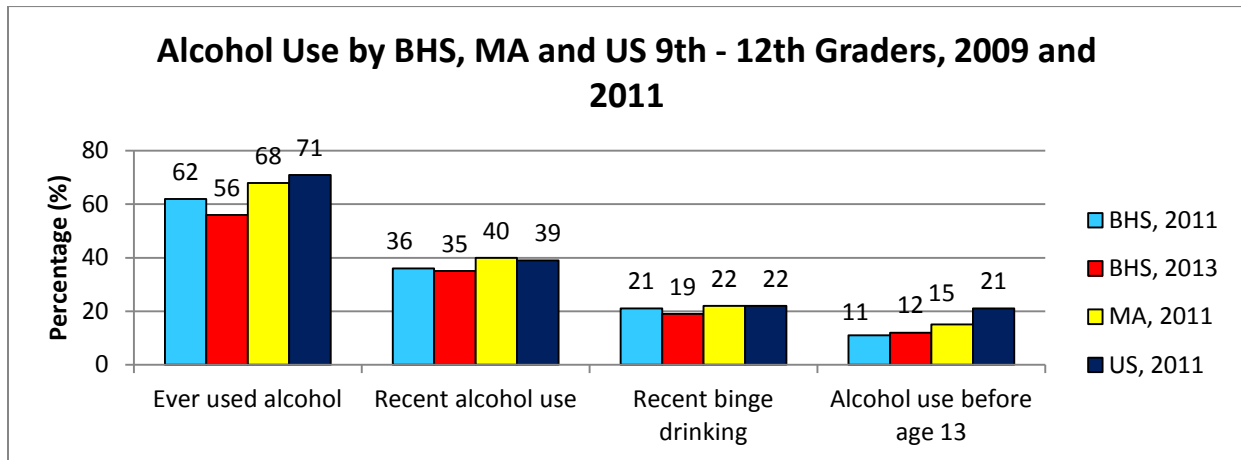
**Summary Comparison Table of Risk Behaviors
Brookline High School 9th - 12th Graders (2005, 2007, 2009, 2011, 2013)
Compared to State and US 9th-12th Graders (2011)**

| | Brookline 2005 (9 th -12 th) % | Brookline 2007 (9 th -12 th) % | Brookline 2009 (9 th -12 th) % | Brookline 2011 (9 th -12 th) % | Brookline 2013 (9 th -12 th) % | State 2011 (9 th -12 th) % | US 2011 (9 th -12 th) % |
|--|---|---|---|--|--|--|---|
| 2013 BHS Survey Questions | | | | | | | |
| BODY WEIGHT AND DIETARY BEHAVIORS | | | | | | | |
| Describe self as slightly or very overweight | 24 | 22 | 22 | 20 | 22 | 28 | 29 |
| Fasted for 24 hours or more to lose or maintain weight, past 12 months | 7 [‡] (past year) | 6 [‡] (past year) | 8 [‡] (past year) | 7 [◇] (past month) | 11 | 10* (past month) | 12* (past month) |
| Took diet pills, powders, or liquids without Dr.'s advice to lose or maintain weight, past 12 months | 2 [‡] (past year) | 2 [‡] (past year) | 2 [‡] (past year) | 2 [◇] (past month) | 3 | 4* (past month) | 5* (past month) |
| Vomited or took laxatives to lose or maintain weight, past 12 months | N/A | N/A | N/A | 4 [◇] (past month) | 3 | 5* (past month) | 4* (past month) |
| PHYSICAL ACTIVITY | | | | | | | |
| Participated in at least 60 minutes of activity for at least 5 of the past 7 days (increased heart rate and breathed hard) | 56 [‡] (participated in cardiovascular exercise at least 3 times a week for 5 or more of past 12 months) | 59 [‡] (participated in cardiovascular exercise at least 3 times a week for 5 or more of past 12 months) | 58 [‡] (participated in cardiovascular exercise at least 3 times a week for 5 or more of past 12 months) | 50 | 36 | N/A | 50 |
| Participated in exercise to strengthen or tone muscles at least for at least 3 of the past 7 days | 40 [‡] (participated in toning exercises at least 3 times a week for at least 30 minutes for 5 or more of past 12 months) | 42 [‡] (participated in toning exercises at least 3 times a week for at least 30 minutes for 5 or more of past 12 months) | 45 [‡] (participated in toning exercises at least 3 times a week for at least 30 minutes for 5 or more of past 12 months) | 53 | 45 | N/A | 56 |
| Participated on at least 1 BHS sports team in the past 12 months | 51 | 54 | 57 | 61 | 53 | 60* (school or community) | 58* (school or community) |

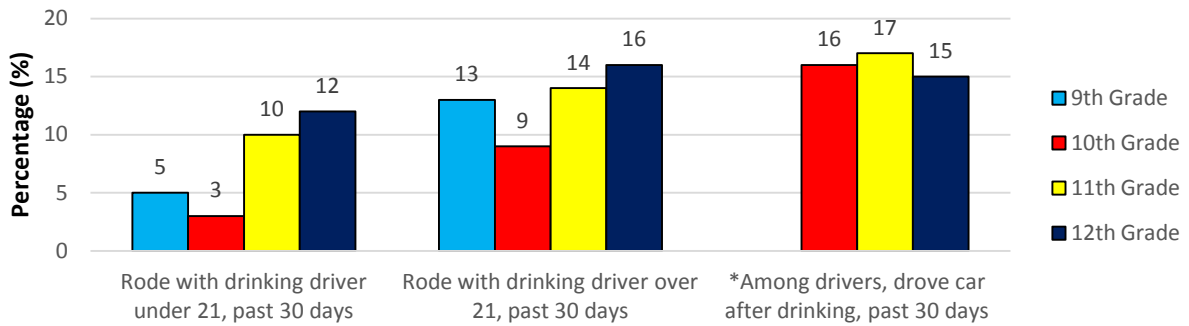
**Summary Comparison Table of Risk Behaviors
Brookline High School 9th - 12th Graders (2005, 2007, 2009, 2011, 2013)
Compared to State and US 9th-12th Graders (2011)**

| | Brookline 2005 (9 th -12 th) % | Brookline 2007 (9 th -12 th) % | Brookline 2009 (9 th -12 th) % | Brookline 2011 (9 th -12 th) % | Brookline 2013 (9 th -12 th) % | State 2011 (9 th -12 th) % | US 2011 (9 th -12 th) % |
|--|---|---|---|--|--|--|---|
| 2013 BHS Survey Questions | | | | | | | |
| Watched 3 or more hours of TV on an average school day --- | 25‡ (Watched 3 or more hours of TV or played computer/videogames on an average school day) | 27‡ (Watched 3 or more hours of TV or played computer/videogames on an average school day) | 25‡ (Watched 3 or more hours of TV or played computer/videogames on an average school day) | 15 (TV) --- | 13 (TV) --- | 28 (TV) --- | 32 (TV) --- |
| Used a computer/phone/other handheld device for non-school related work for 3 or more hours on an average school day (e.g., videogames, text, Facebook, surfing the web) | | | | 35 (Computer, phone, other handheld device) | 33 (Computer, phone, other handheld device) | 32* (Computer /video games) | 31* (Computer/Video games) |
| PROTECTIVE FACTORS | | | | | | | |
| Received mostly As, Bs and Cs | 95 | 95 | 94 | 96 | 86 | N/A | N/A |
| Participated in volunteer work (at least 1 hour/month) | 49 | 51 | 48 | 48 | 47 | N/A | N/A |
| Participated in organized extra-curricular activities (at least 1 day in past week) | 67 | 67 | 64 | 65 | 64 | N/A | N/A |
| Has teacher or other adult in school with whom one can talk about problem | 62 | 59 | 65 | 64 | 62 | N/A | N/A |

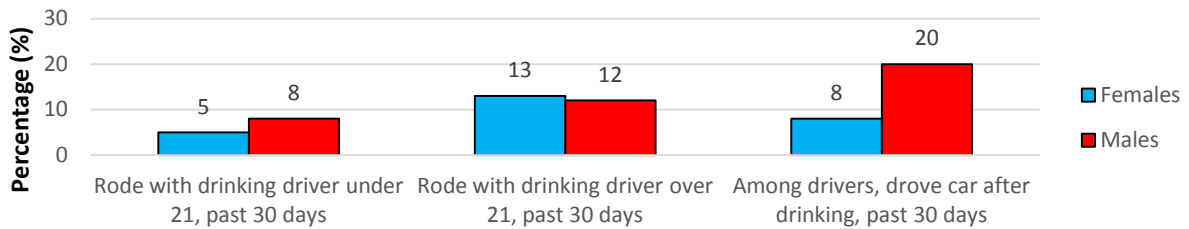
Alcohol



Alcohol and Motor Vehicle-Related Behaviors of BHS 9th - 12th Graders, 2013, Compared by Grade Level

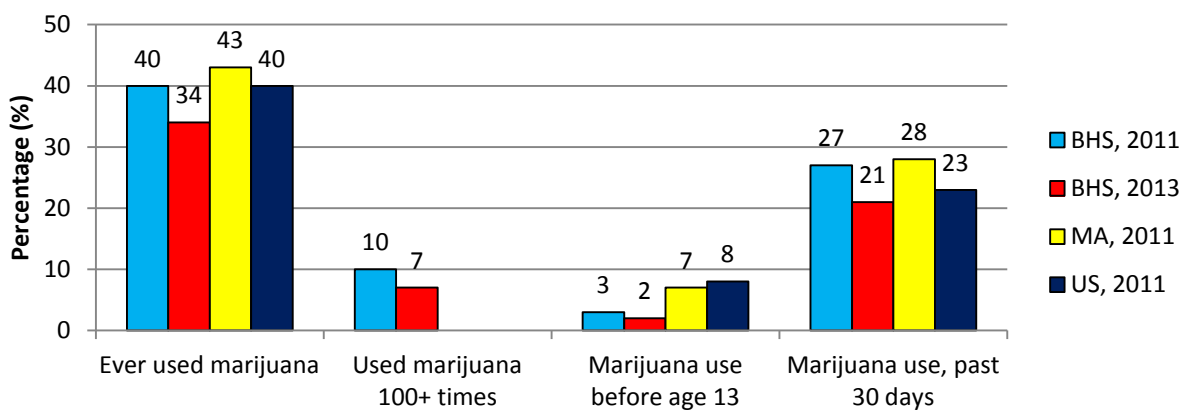


Alcohol and Motor Vehicle-Related Behaviors of BHS 9th - 12th Graders, 2013, Compared by Gender

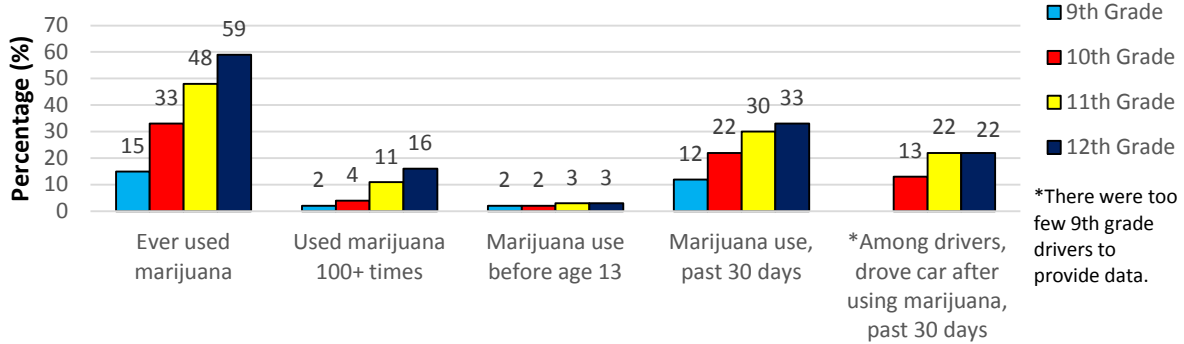


Marijuana

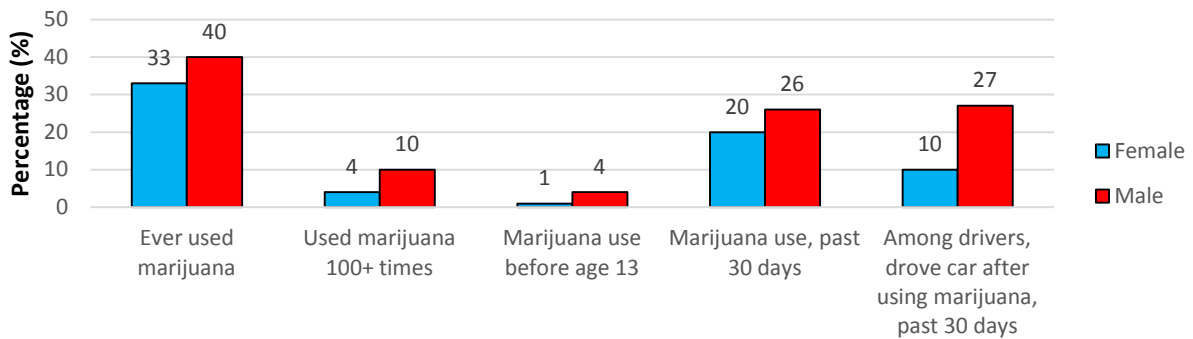
Marijuana Use by BHS, MA and US 9th - 12th Graders, 2011 and 2013



Marijuana Use by BHS 9th - 12th Graders, 2013, Compared by Grade Level

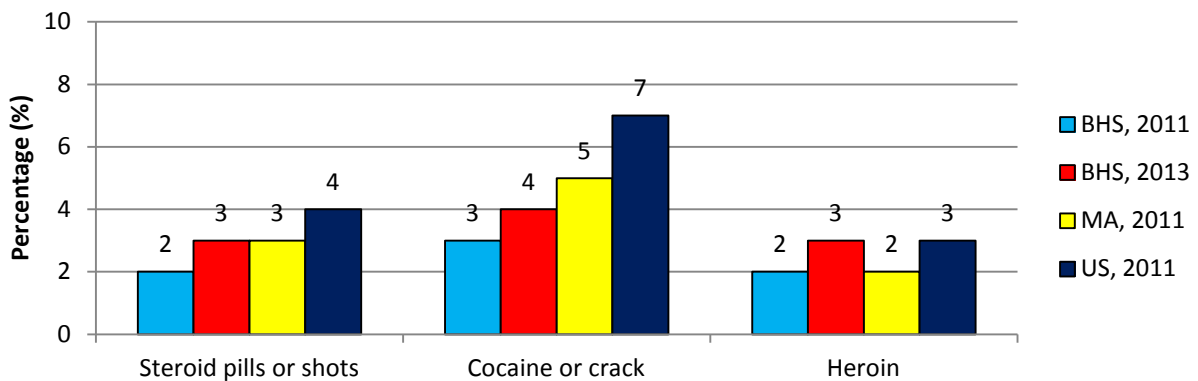


Marijuana Use by BHS 9th - 12th Graders, 2013, Compared by Gender

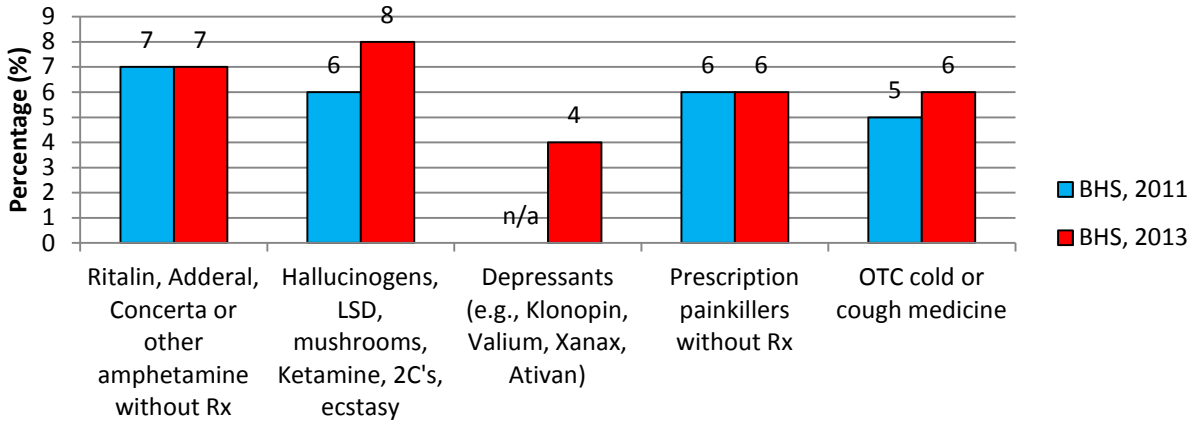


Other Illegal Drugs

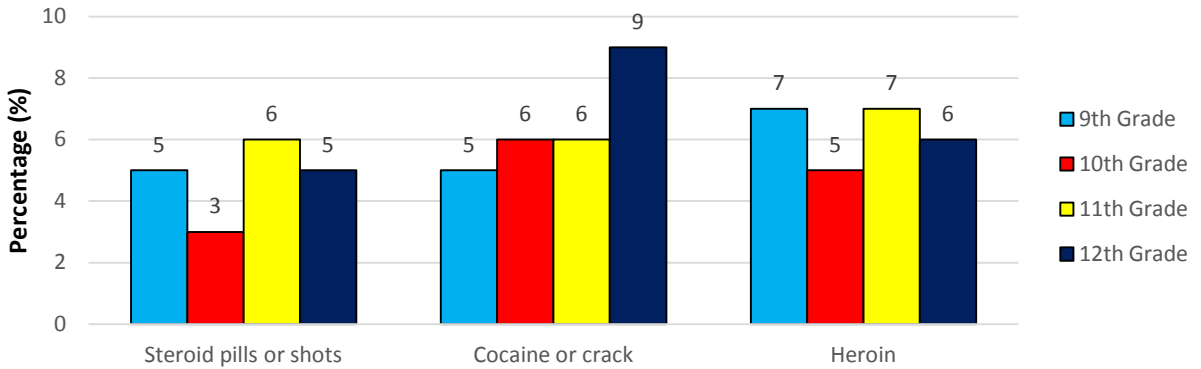
Selected Illegal Drug Use by BHS, MA and US 9th - 12th Graders, 2011 and 2013



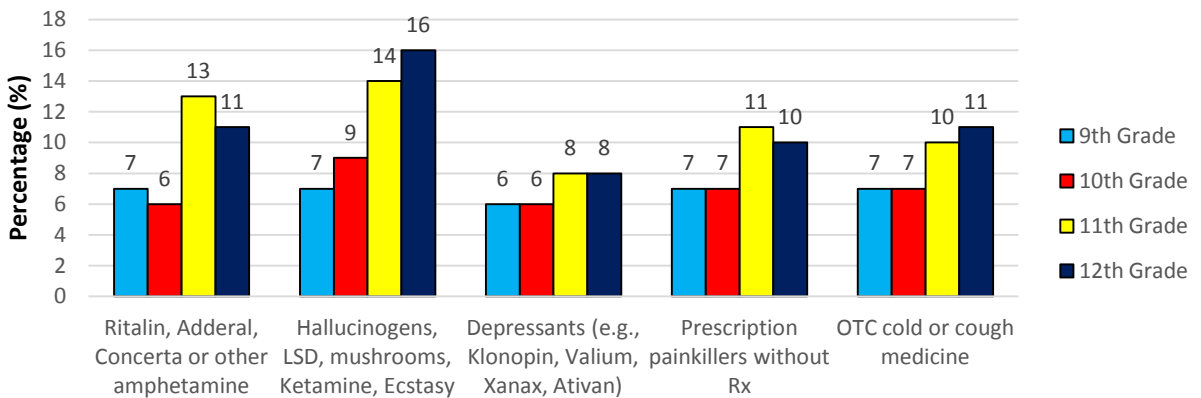
Additional Illegal Drug Use by BHS 9th - 12th Graders, 2011 and 2013



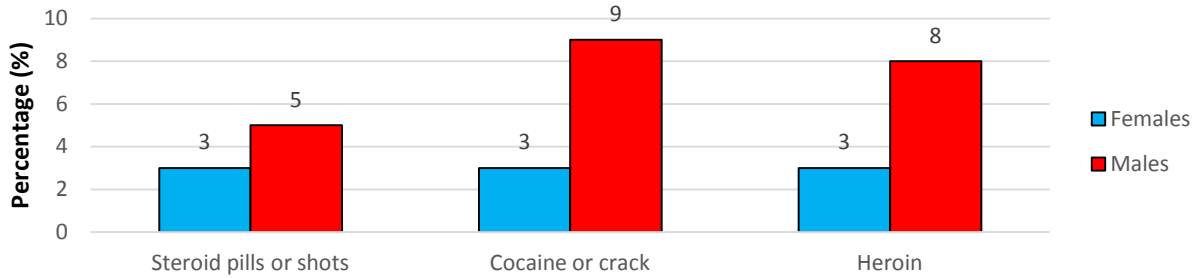
Selected Illegal Drug Use by BHS 9th - 12th Graders, 2013, Compared by Grade Level



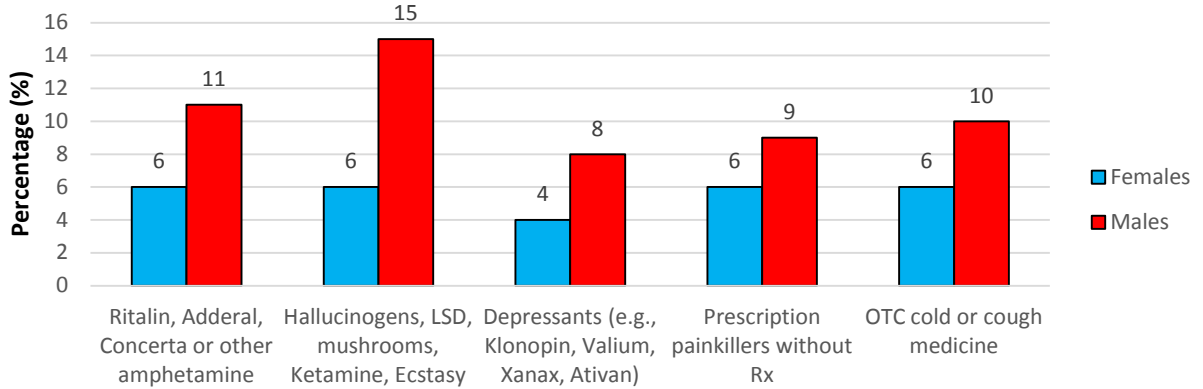
Additional Illegal Drug Use by BHS 9th - 12th Graders, 2013, Compared by Grade Level



Selected Illegal Drug Use by BHS 9th - 12th Graders, 2013, Compared by Gender

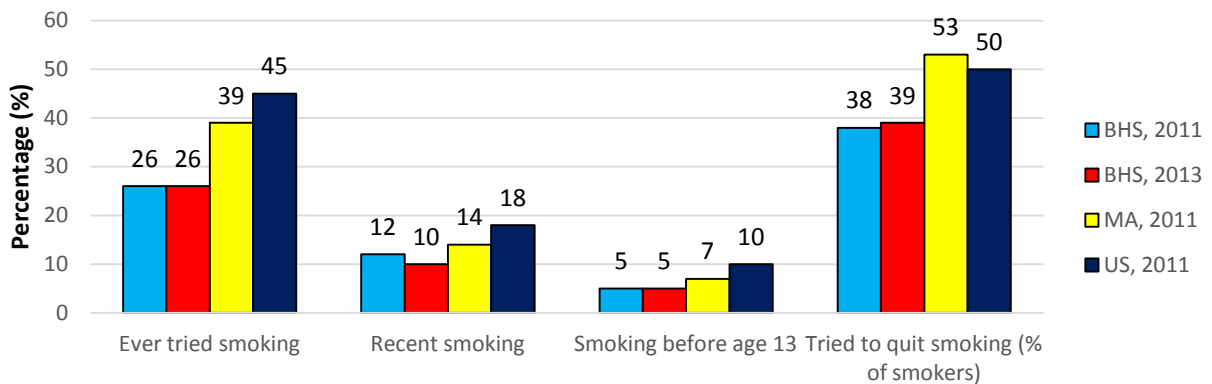


Additional Illegal Drug Use by BHS 9th - 12th Graders, 2013, Compared by Gender

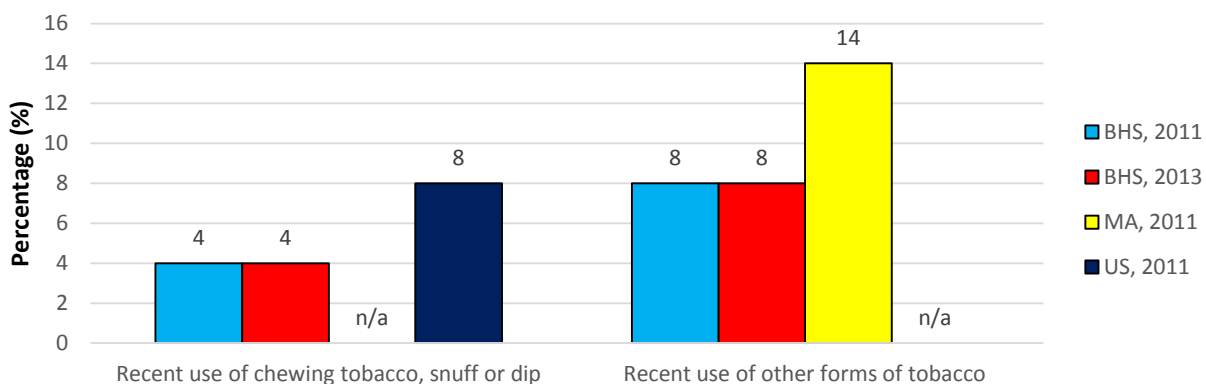


Tobacco

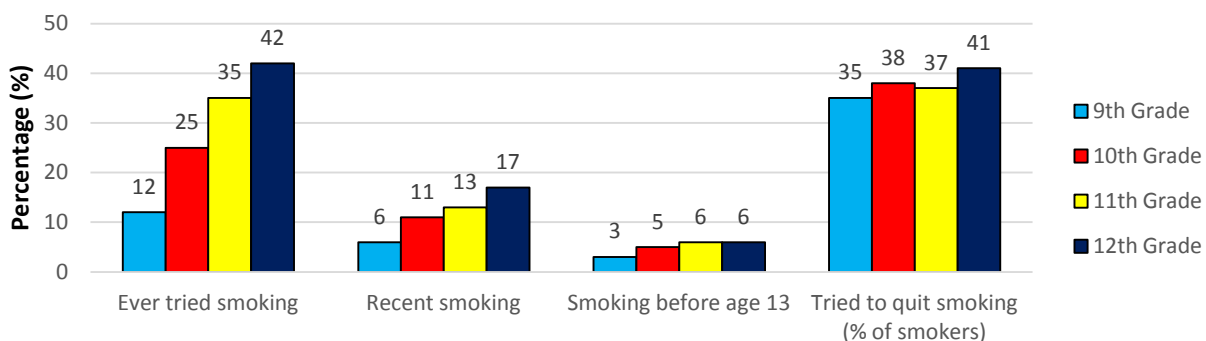
Cigarette Smoking by BHS, MA and US 9th - 12th Graders, 2011 and 2013



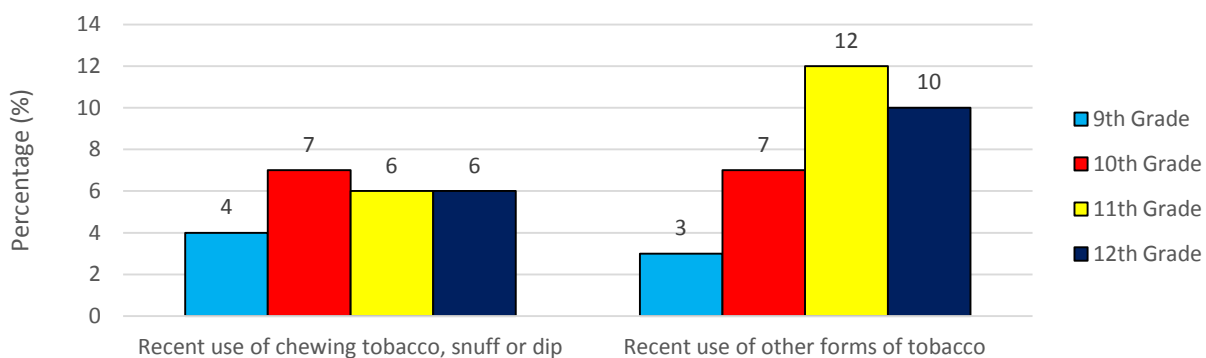
Other Tobacco Use by BHS, MA and US 9th - 12th Graders, 2011 and 2013



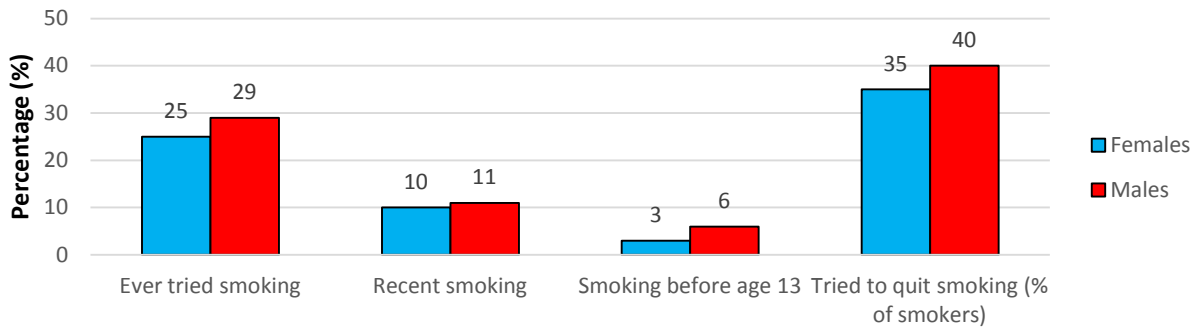
Cigarette Smoking by BHS 9th - 12th Graders, 2013, Compared by Grade Level



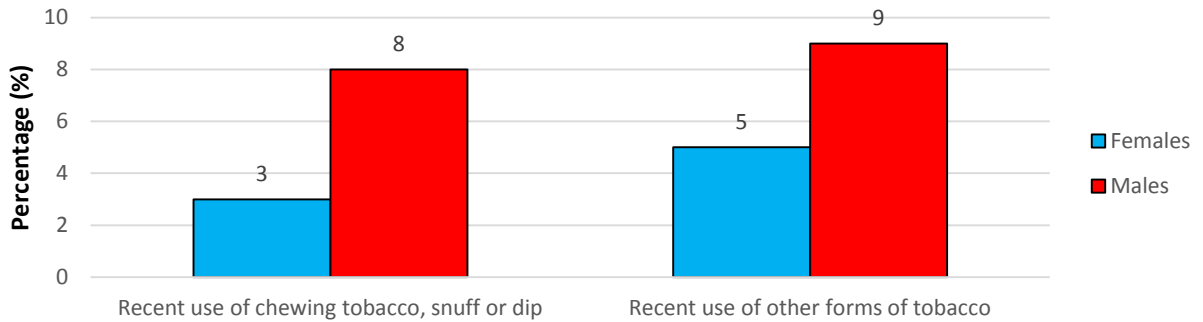
Other Tobacco Use by BHS 9th - 12th Graders, 2013, Compared by Grade Level



Cigarette Smoking by BHS 9th - 12th Graders, 2013, Compared by Gender

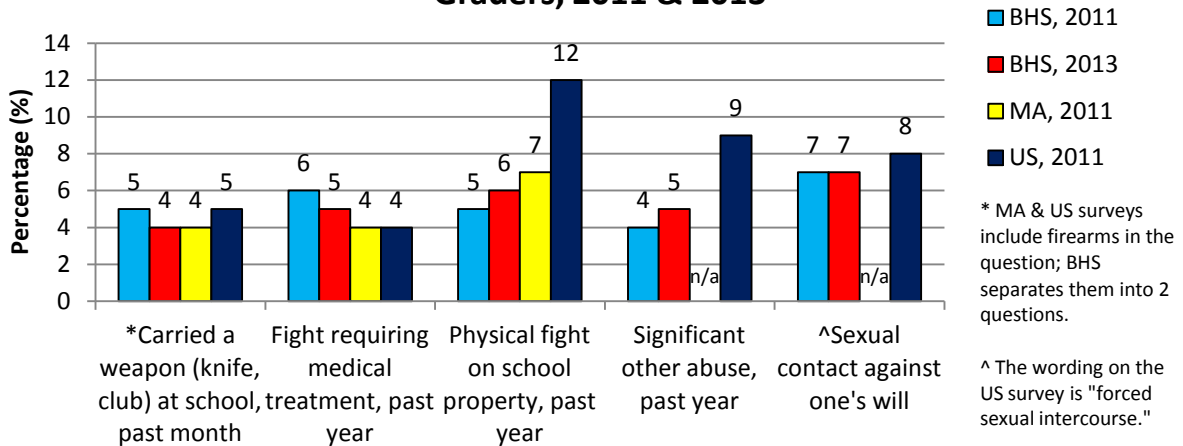


Other Tobacco Use by BHS 9th-12th Graders, Compared by Gender

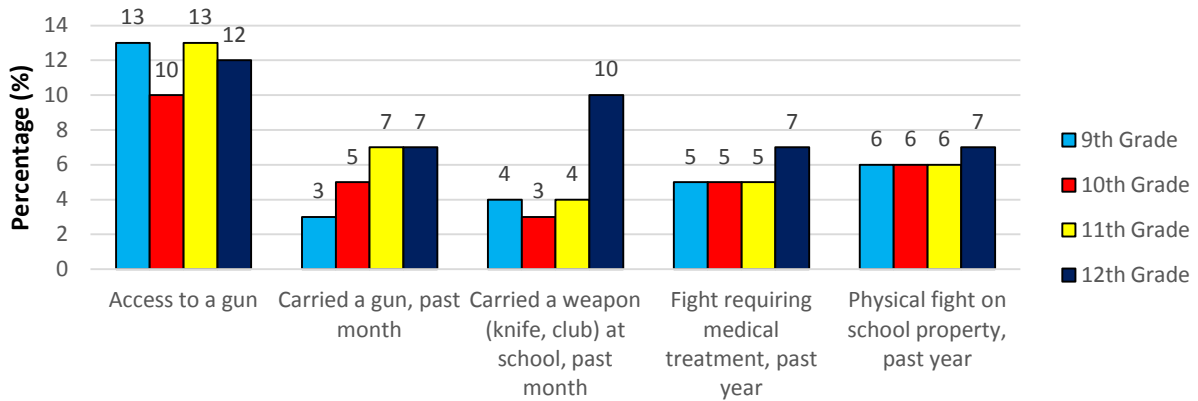


Violence

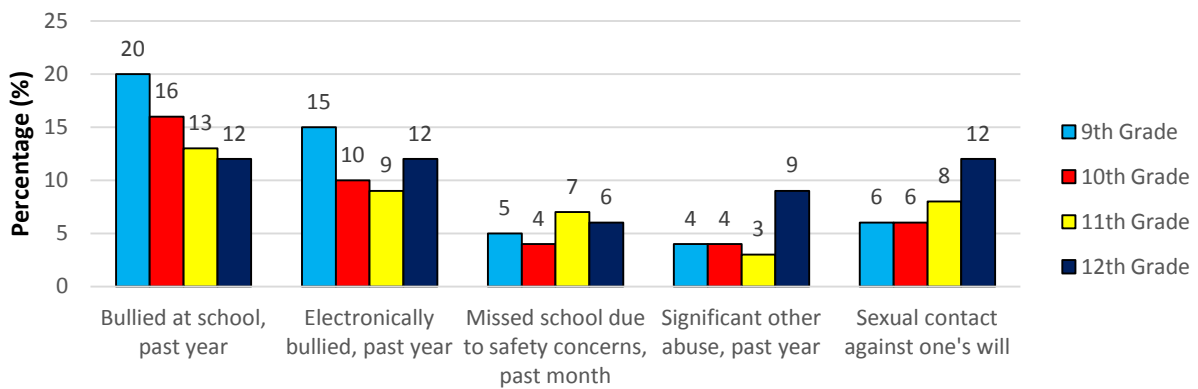
Violence-Related Behaviors of BHS, MA, & US 9th-12th Graders, 2011 & 2013



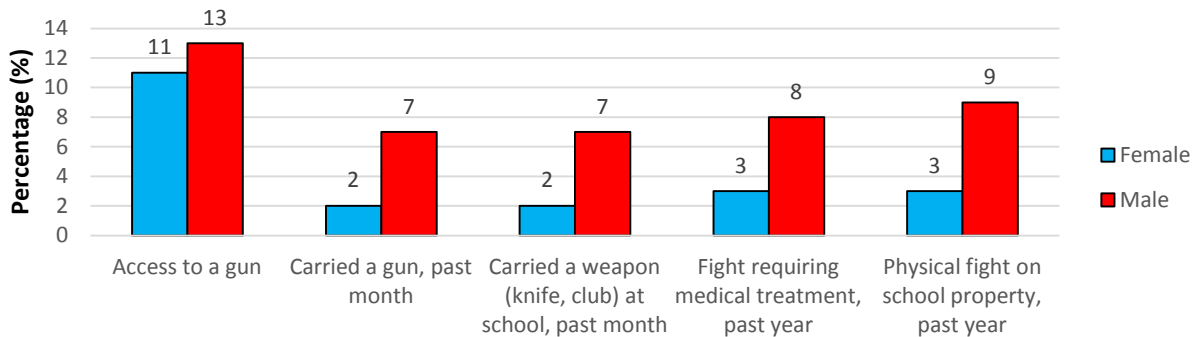
Violence-Related Behaviors among Brookline 9th-12th Graders, 2013, Compared by Grade



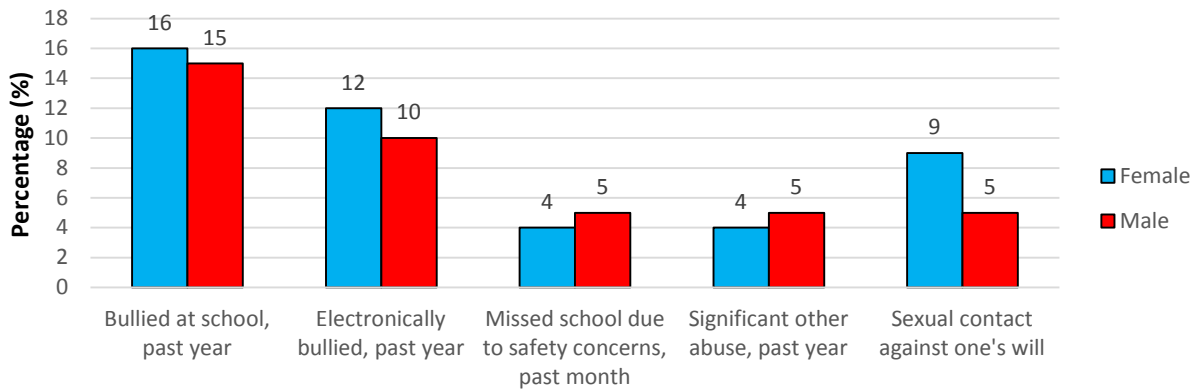
Additional Violence-Related Behaviors among Brookline 9th-12th Graders, 2013, Compared by Grade



Violence-Related Behaviors among Brookline 9th-12th Graders, 2013, Compared by Gender

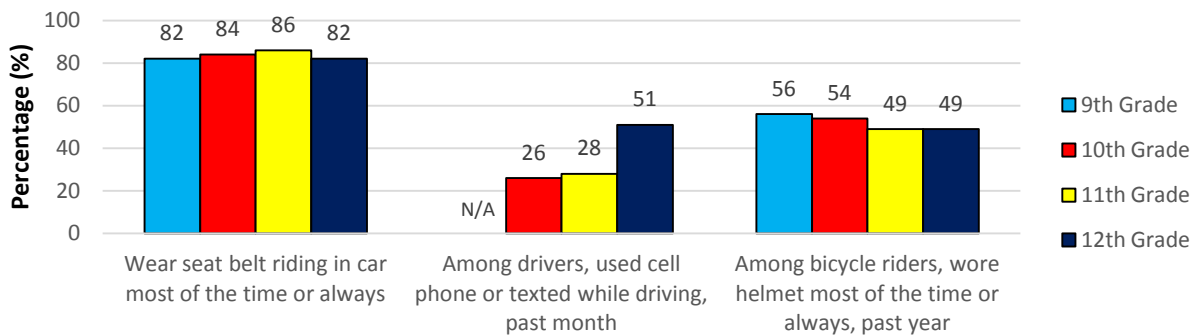


Additional Violence-Related Behaviors among Brookline 9th-12th Graders, 2013, Compared by Gender

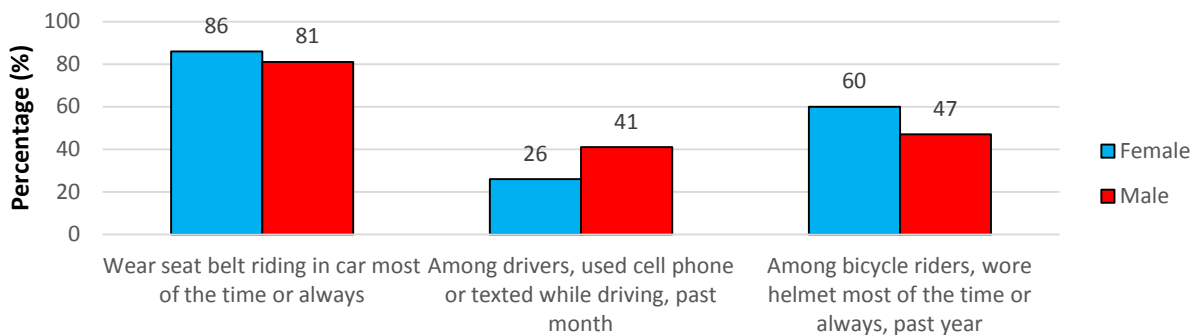


Safety

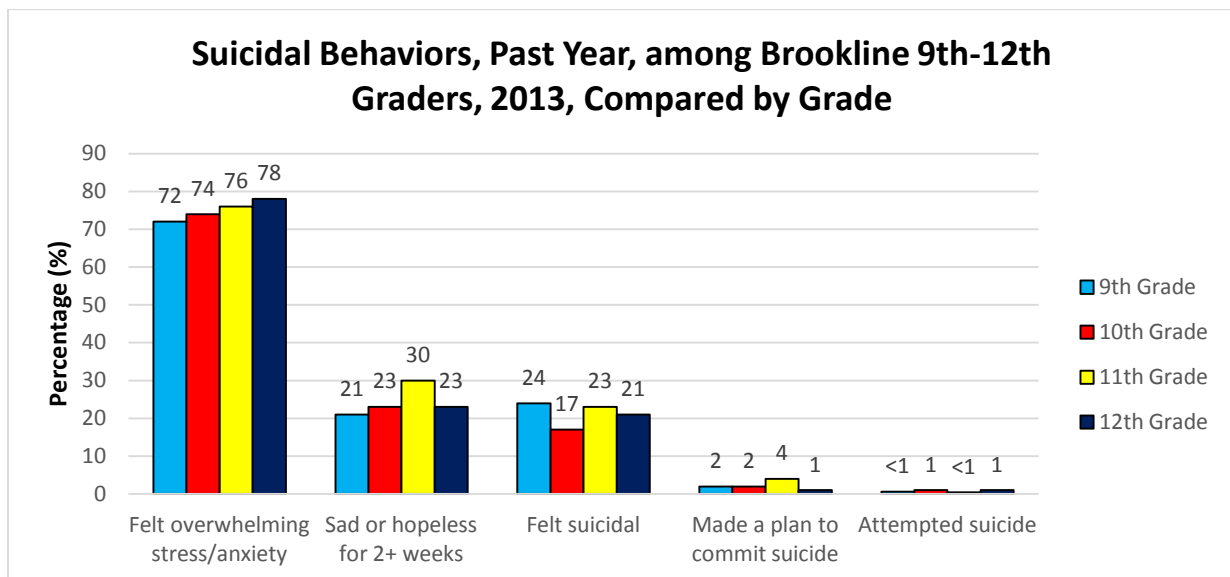
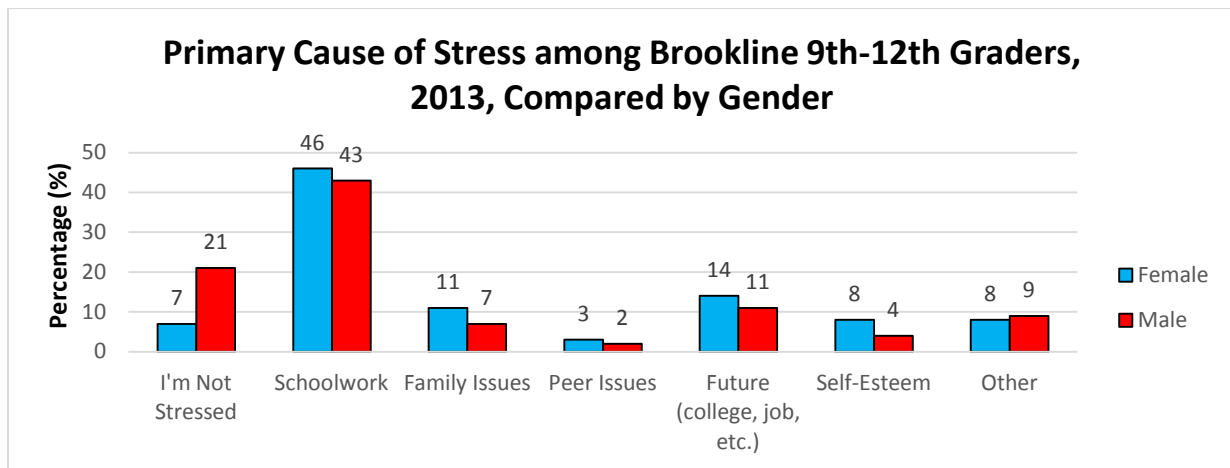
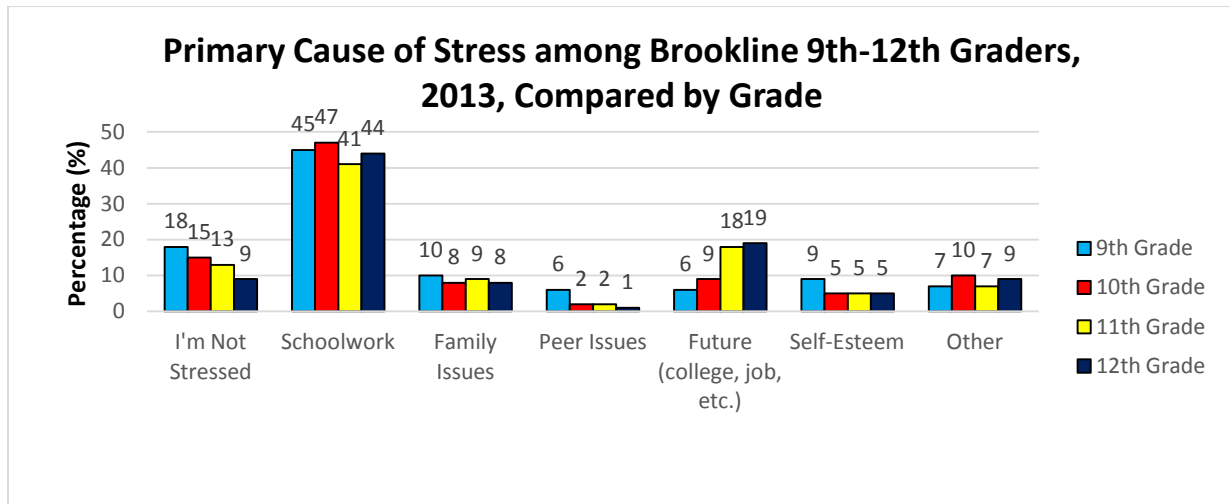
Safety-Related Behaviors among Brookline 9th-12th Graders, 2013, Compared by Grade



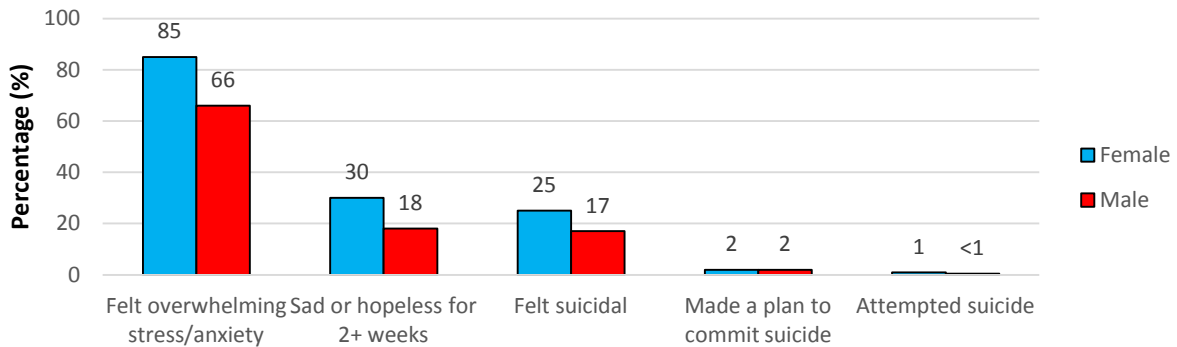
Safety-Related Behaviors among Brookline 9th-12th Graders, 2013, Compared by Gender



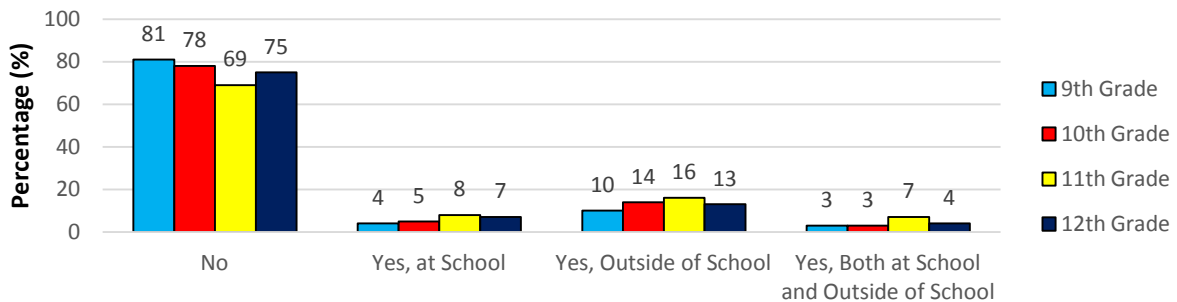
Mental Health



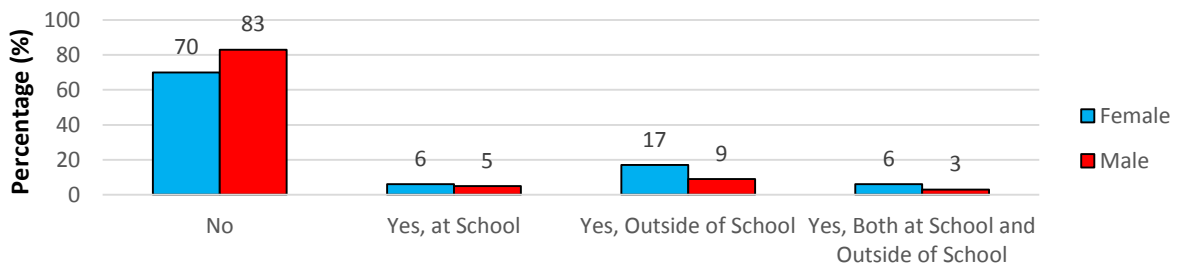
Suicidal Behaviors, Past Year, among Brookline 9th-12th Graders, 2013, Compared by Gender



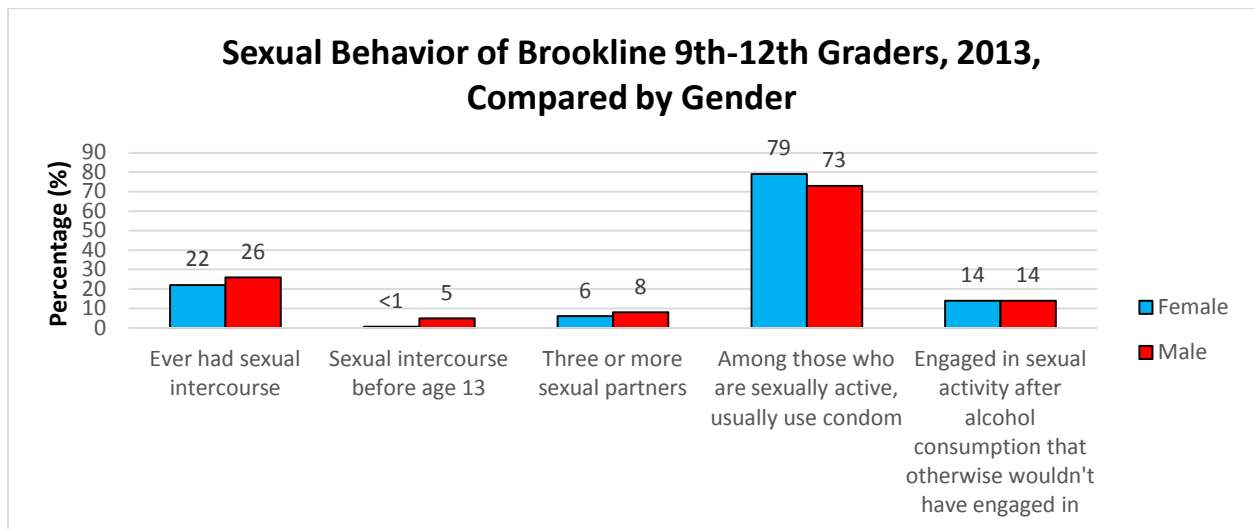
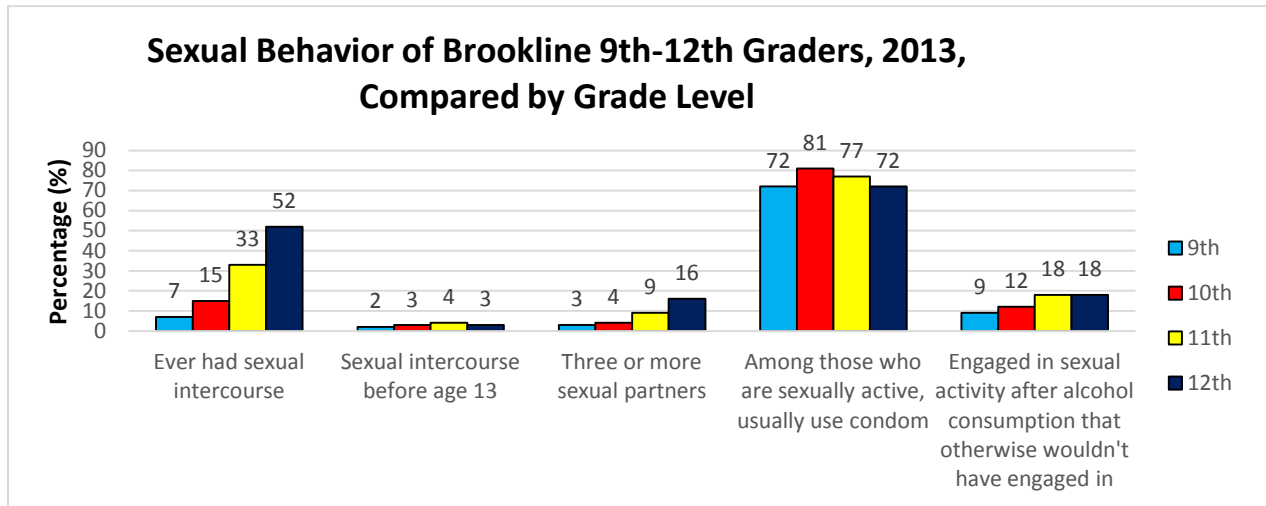
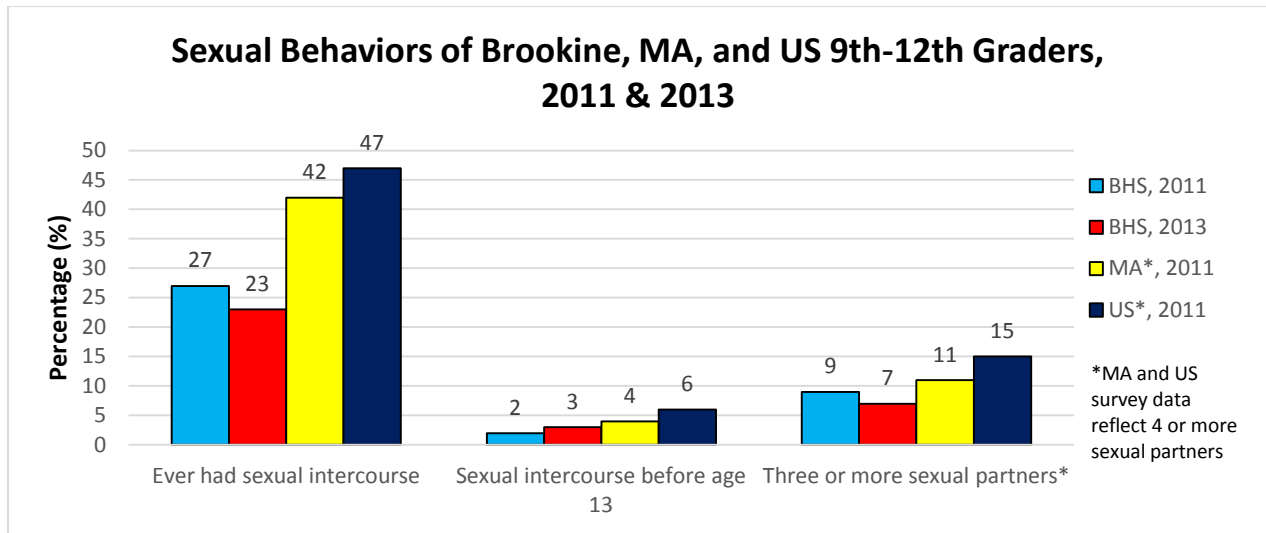
Sought Professional Help (social worker, counselor, psychologist, psychiatrist), BHS 9th-12th Graders, 2013, Compared by Grade



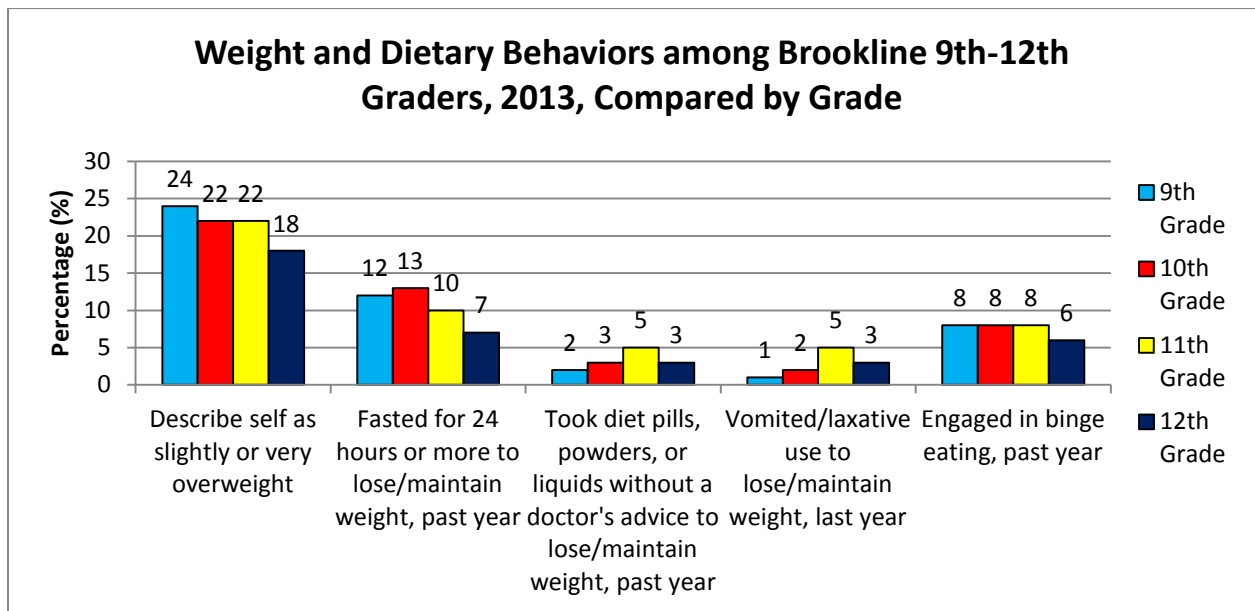
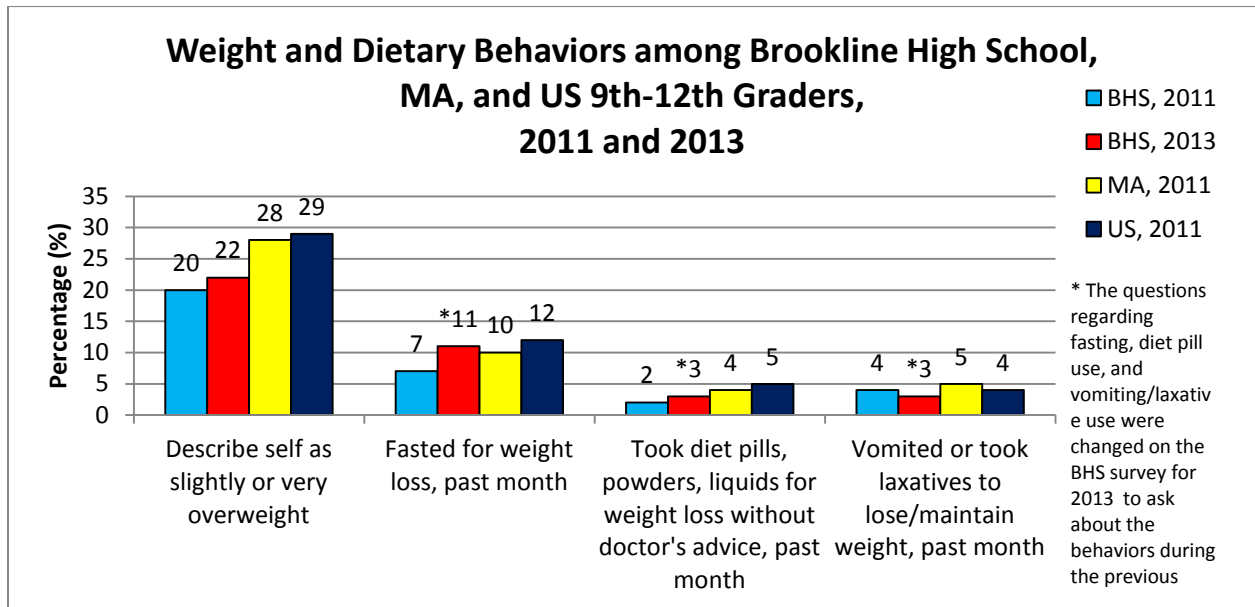
Sought Professional Help (social worker, counselor, psychologist, psychiatrist), BHS 9th-12th Graders, 2013, Compared by Gender



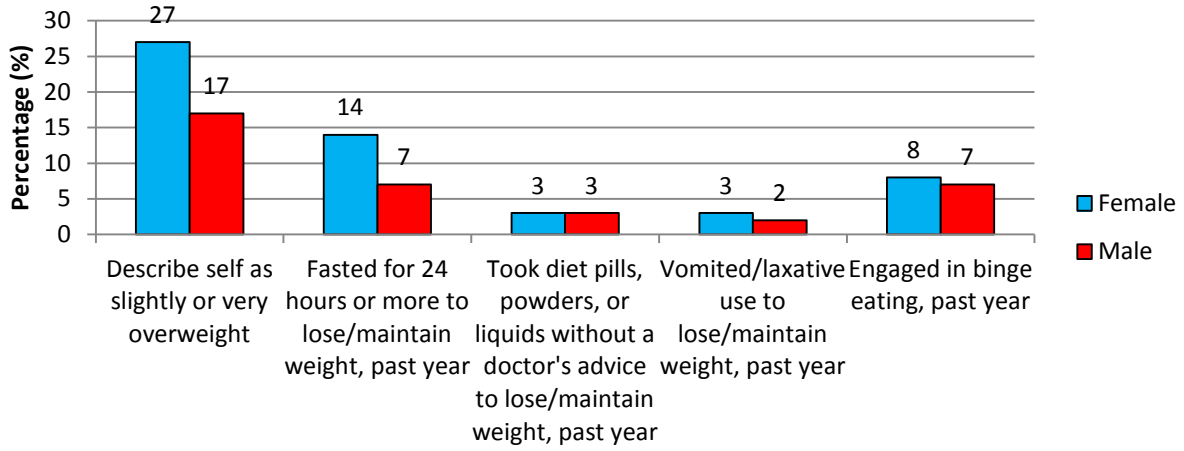
Sexual Behavior



Body Weight and Dietary Behaviors

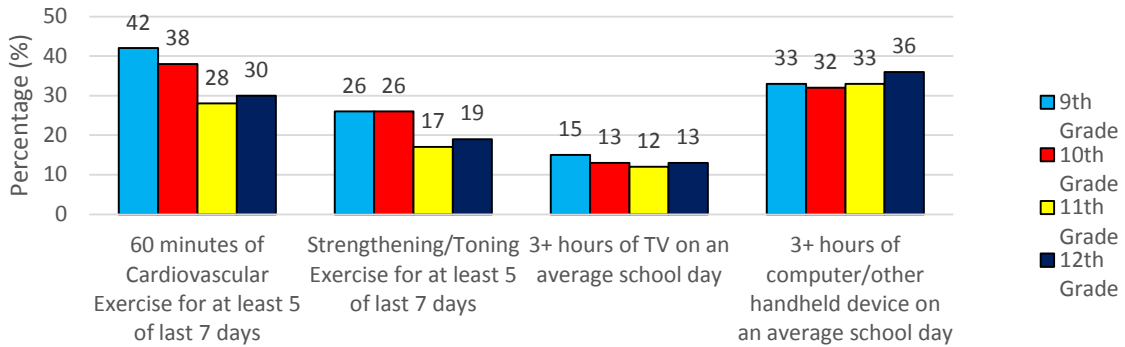


Weight and Dietary Behaviors among Brookline 9th-12th Graders, 2013, Compared by Grade

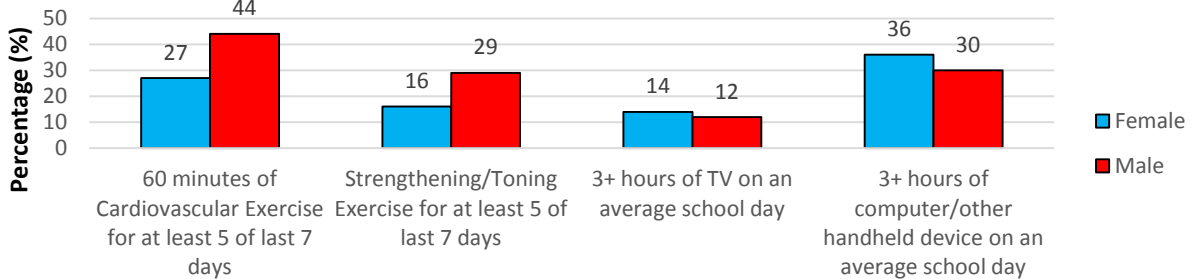


Physical Activity

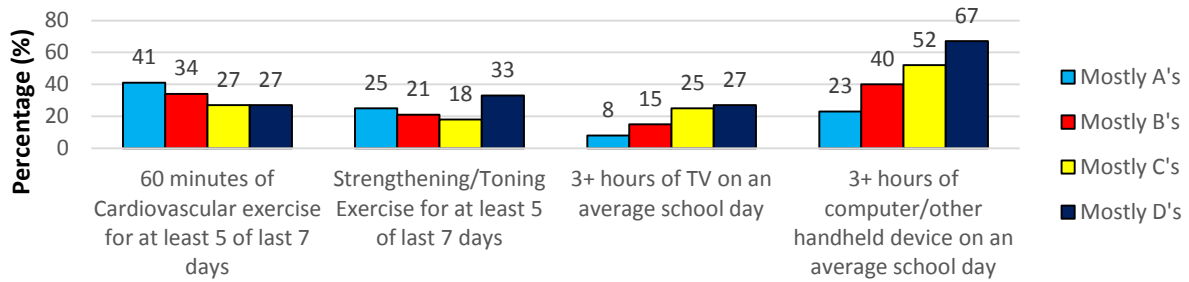
Physical Activity and Screen Time of BHS 9th-12th Graders, 2013, Compared by Grade Level



Physical Activity and Screen Time of BHS 9th-12th Graders, 2013, Compared by Gender

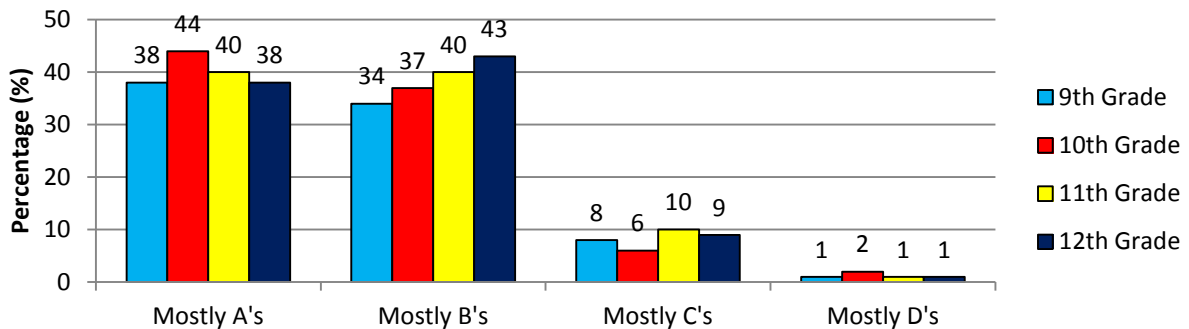


Physical Activity and Screen Time of BHS 9th-12th Graders, 2013, Compared by Academic Performance

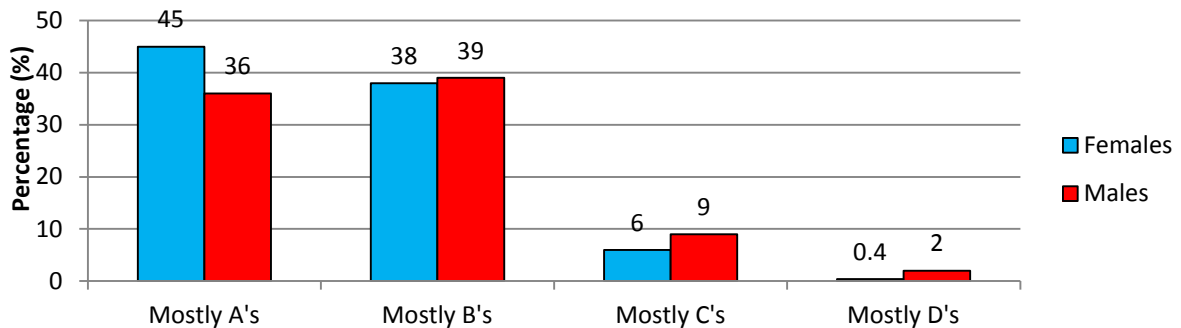


Protective Factors

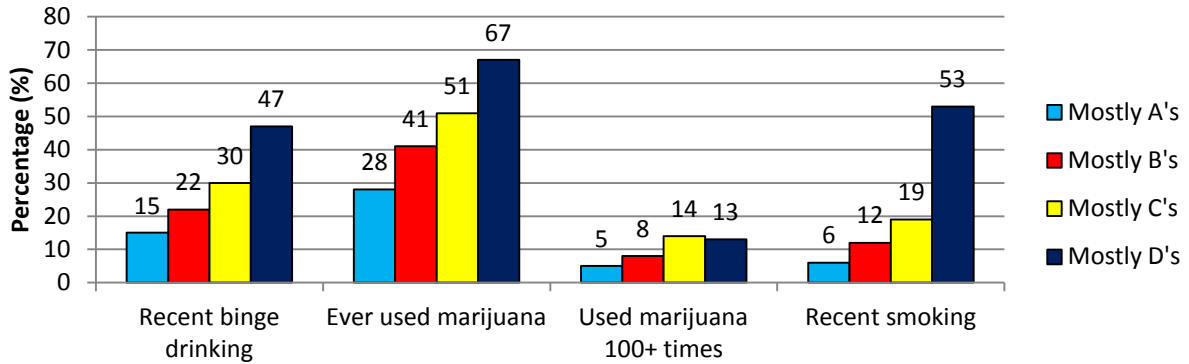
Academic Performance by BHS 9th-12th Graders, 2013, Compared by Grade Level



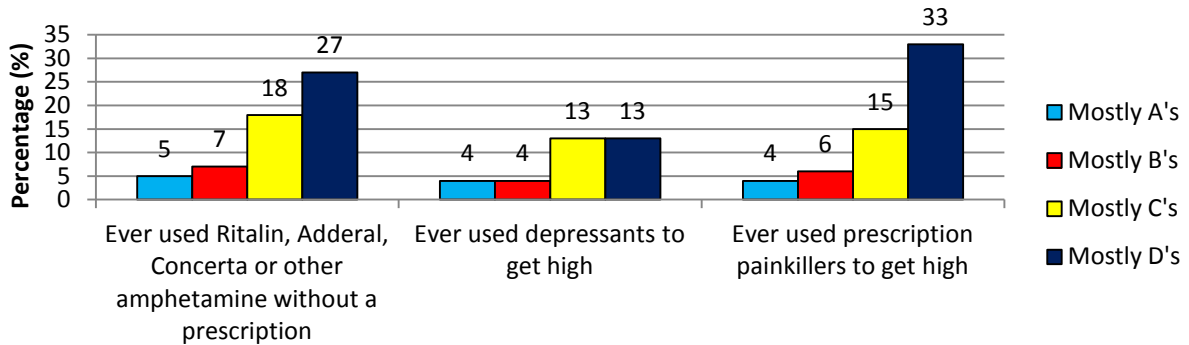
Academic Performance by BHS 9th-12th Graders, 2013, Compared by Gender



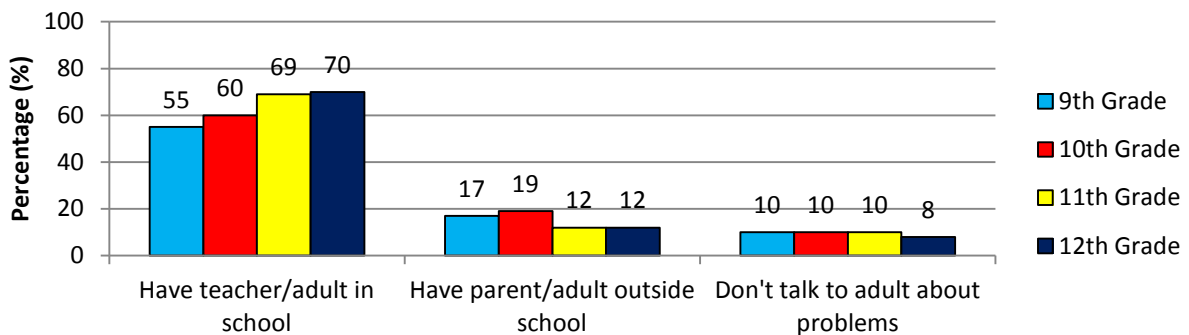
Selected Drug-Related Risk Behaviors among BHS 9th-12th Graders, 2013, Compared by Academic Performance



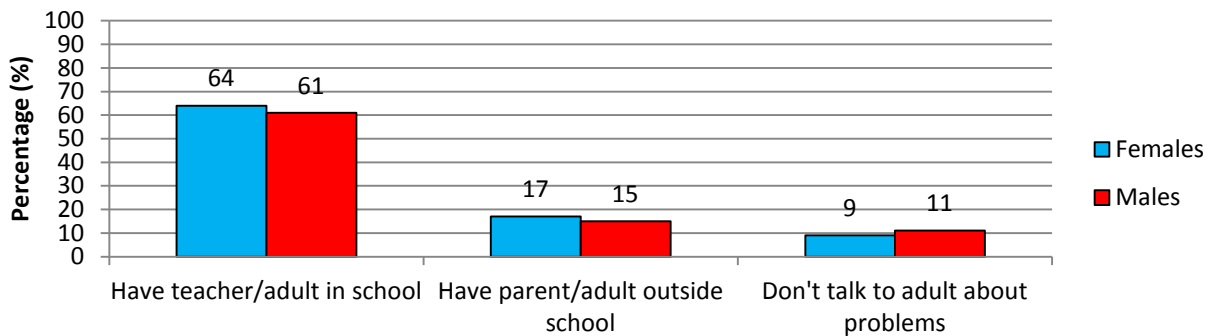
Additional Selected Drug-Related Risk Behaviors among BHS 9th-12th Graders, 2013, Compared by Academic Performance



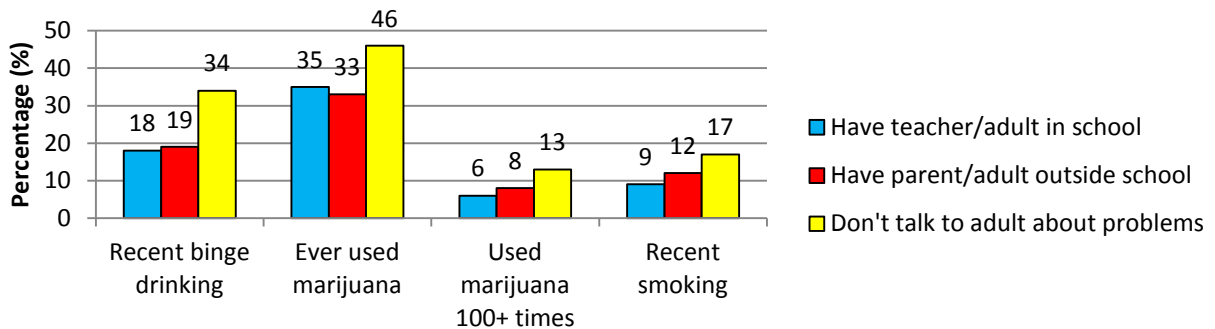
BHS 9th-12th Graders Who Identify Adults to Talk to about Problems, 2013, Compared by Grade Level



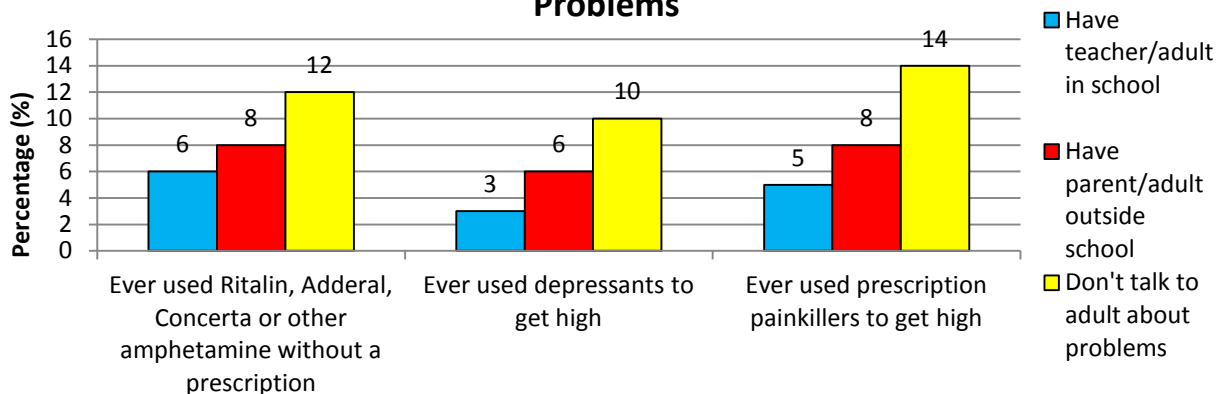
BHS 9th-12th Graders Who Identify Adults to Talk to about Problems, 2013, Compared by Gender



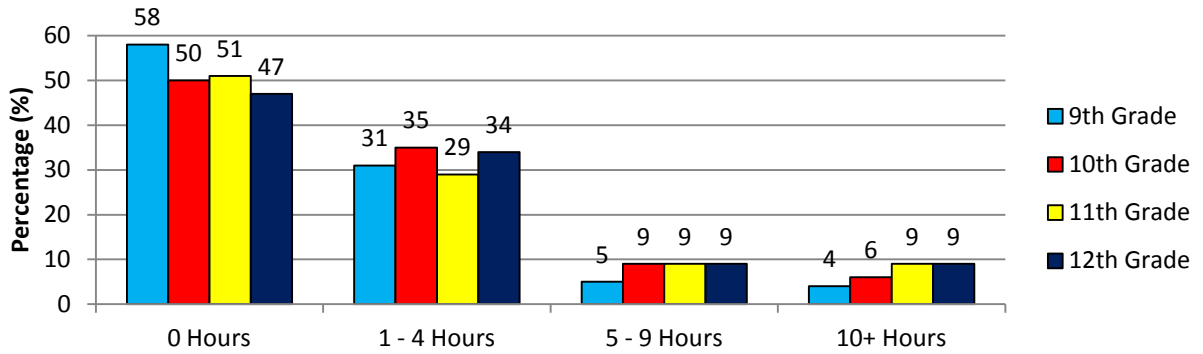
Selected Drug-Related Risk Behaviors among BHS 9th-12th Graders, 2013, Compared by Adults to Talk to about Problems



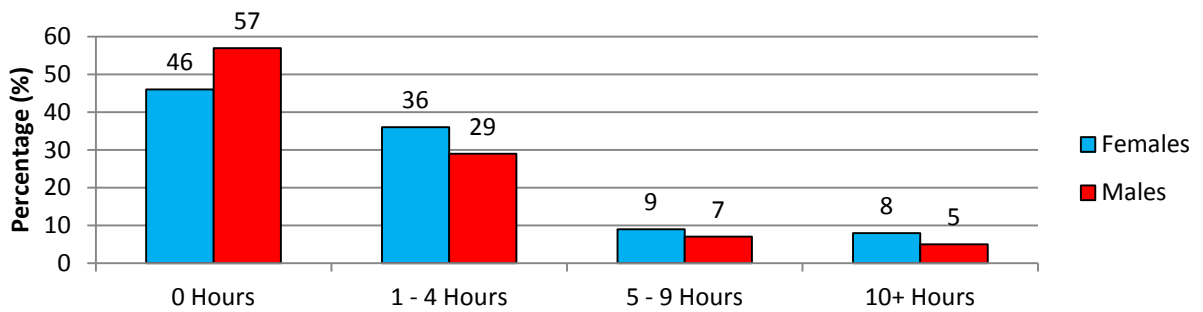
Additional Selected Drug-Related Risk Behaviors among BHS 9th-12th Graders, 2013, Compared by Adults to Talk to about Problems



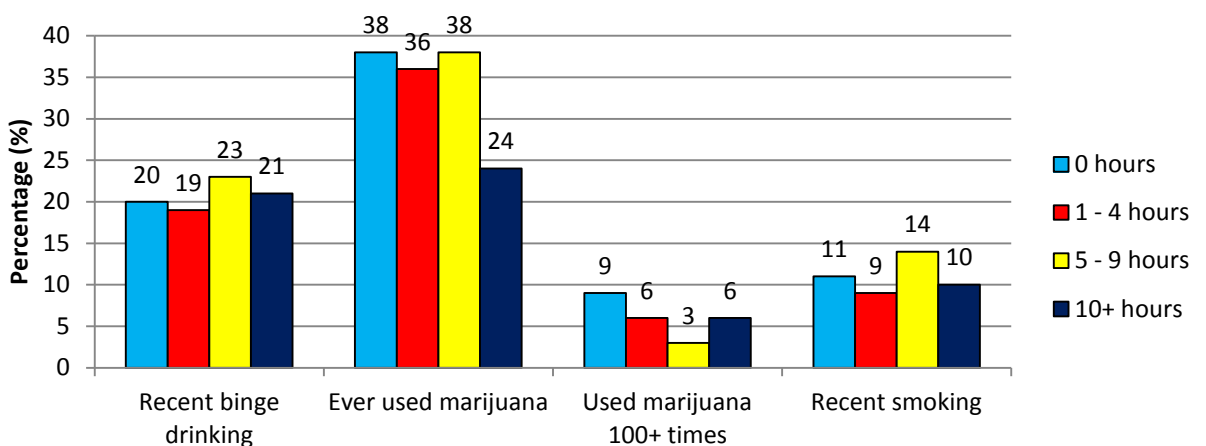
Volunteer Hours by BHS 9th-12th Graders, 2013, Compared by Grade Level



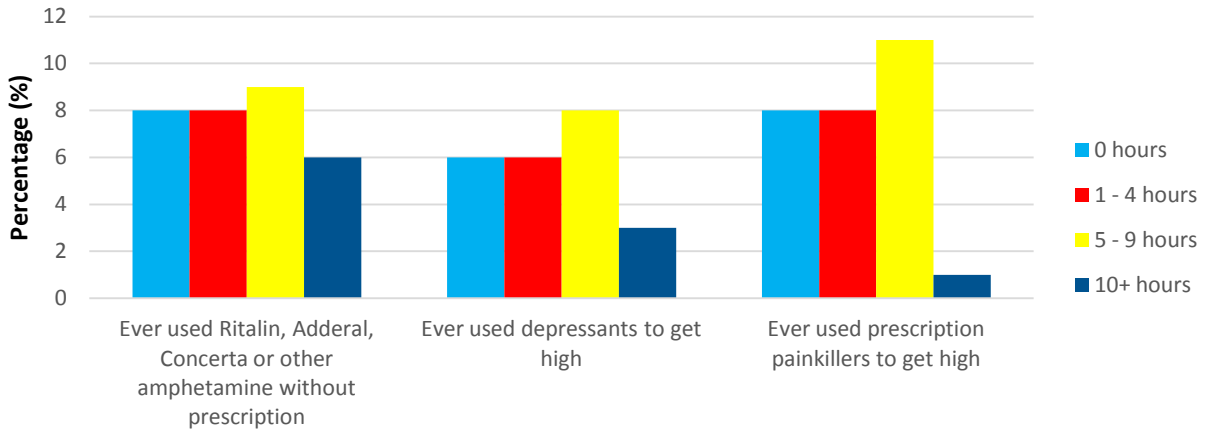
Volunteer Hours by BHS 9th-12th Graders, 2013, Compared by Gender



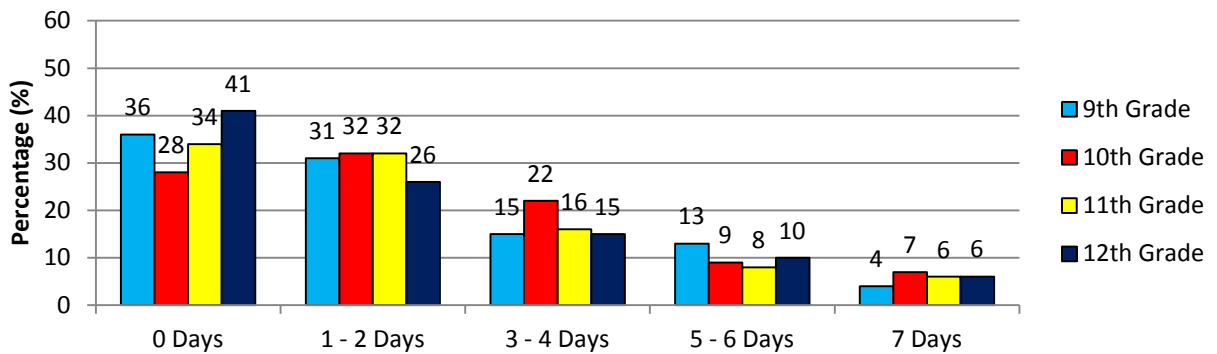
Selected Drug-Related Risk Behaviors among BHS 9th-12th Graders, 2013, Compared by Volunteer Hours



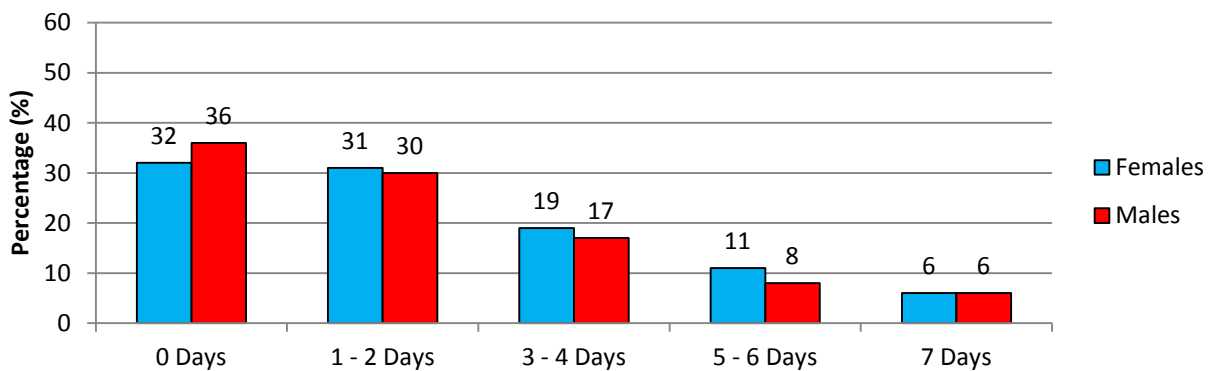
Additional Selected Drug-Related Risk Behaviors among BHS 9th-12th Graders, 2013, Compared by Volunteer Hours



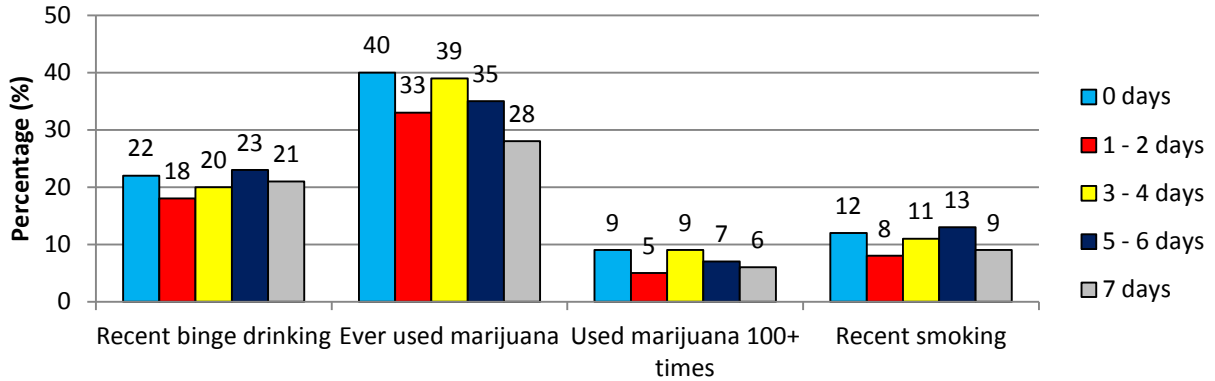
Participation in Extracurricular Activities by BHS 9th-12th Graders, 2013, Compared by Grade Level



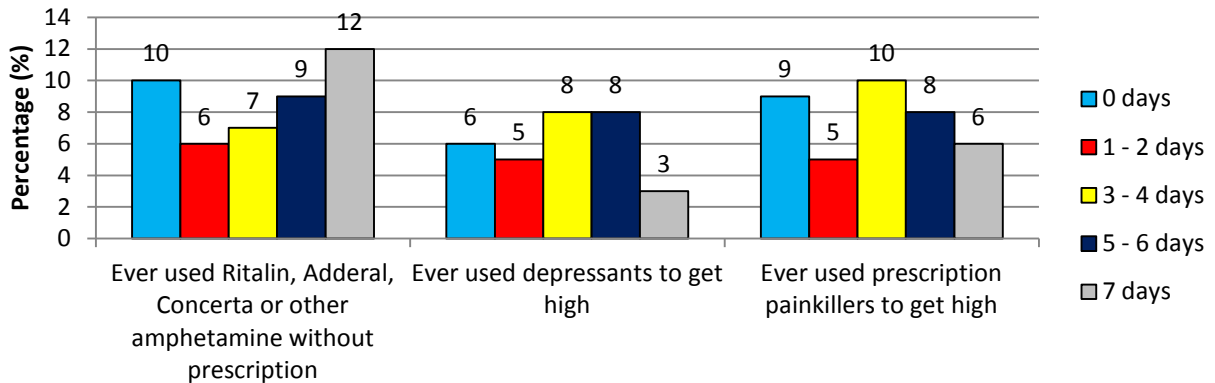
Participation in Extracurricular Activities by BHS 9th-12th Graders, 2013, Compared by Gender



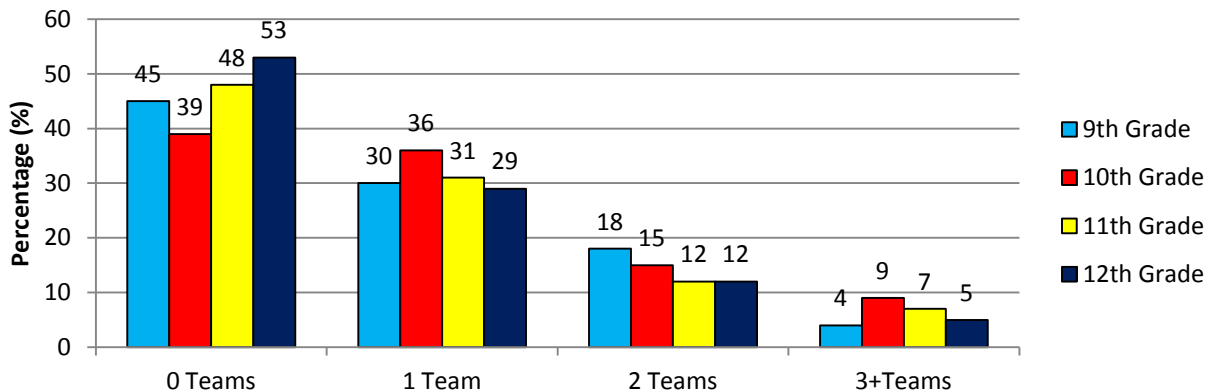
Selected Drug-Related Risk Behaviors among BHS 9th-12th Graders, 2013, Compared by Participation in Organized Extracurricular Activities



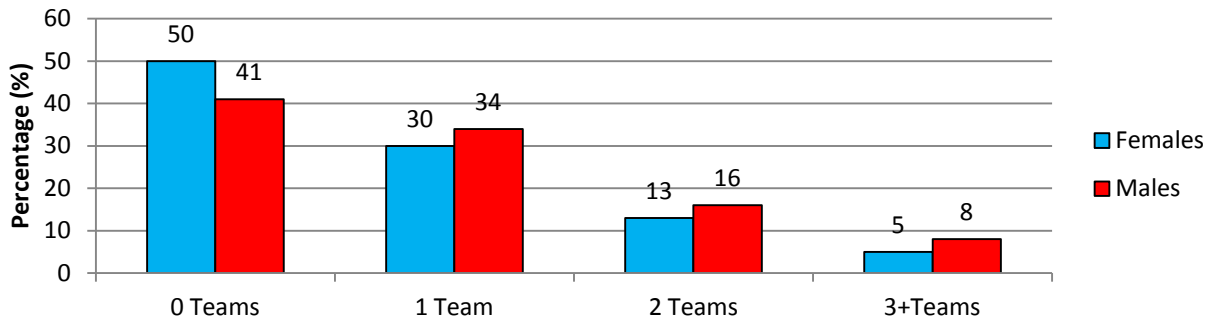
Additional Selected Drug-Related Risk Behaviors among BHS 9th-12th Graders, 2013, Compared by Participation in Organized Extracurricular Activities



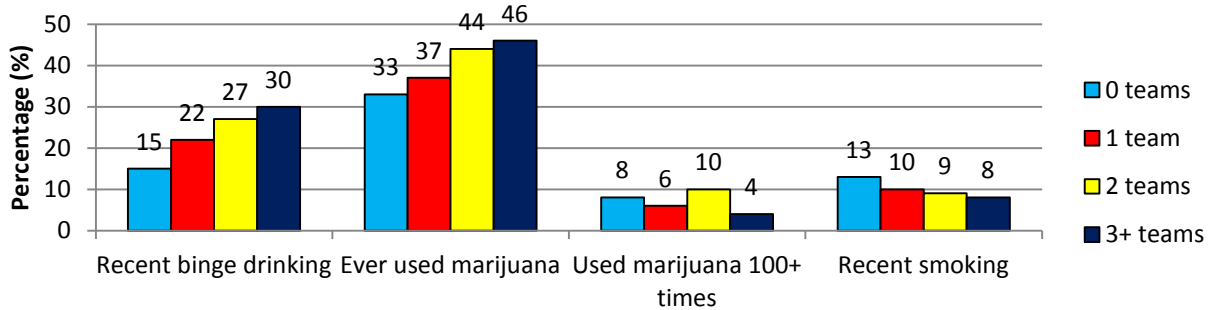
Participation on BHS Teams, 2013, Compared by Grade Level



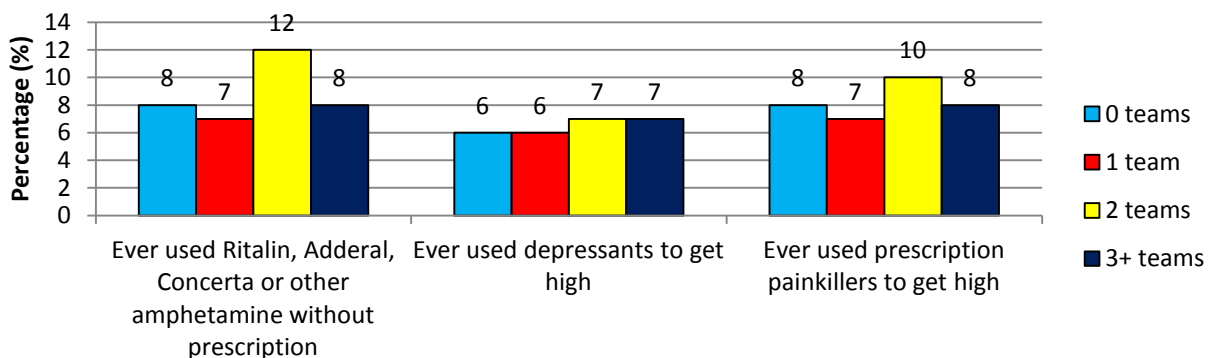
Participation on BHS Teams by 9th-12th Graders, 2013, Compared by Gender



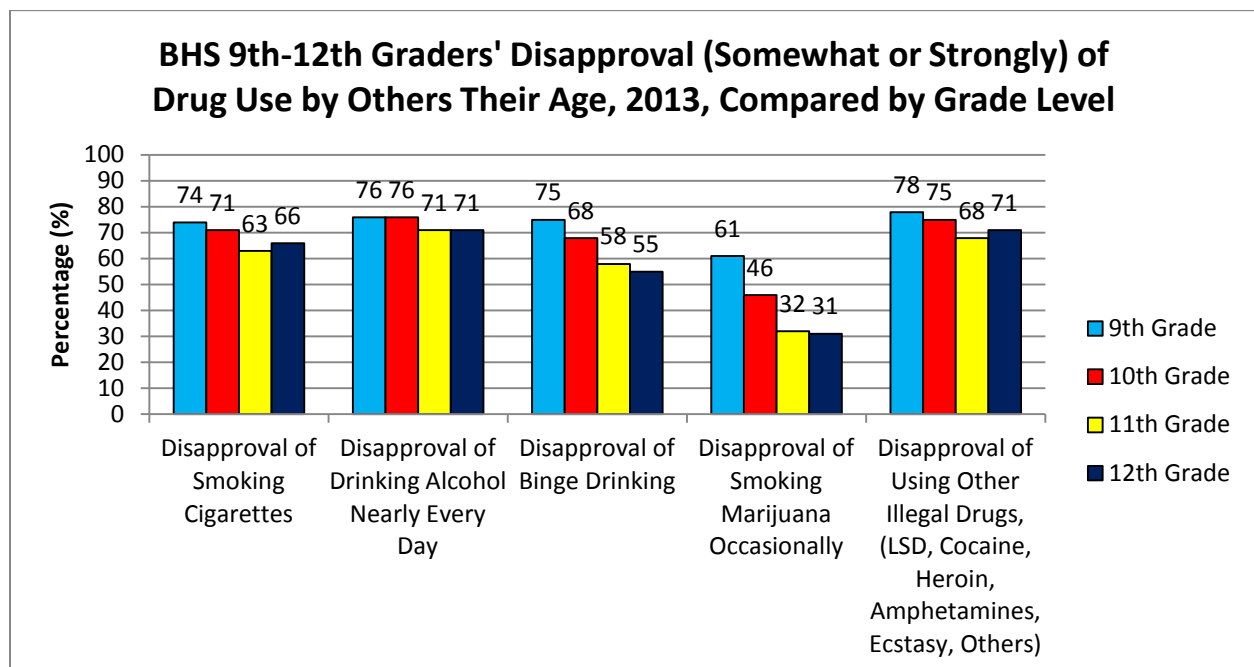
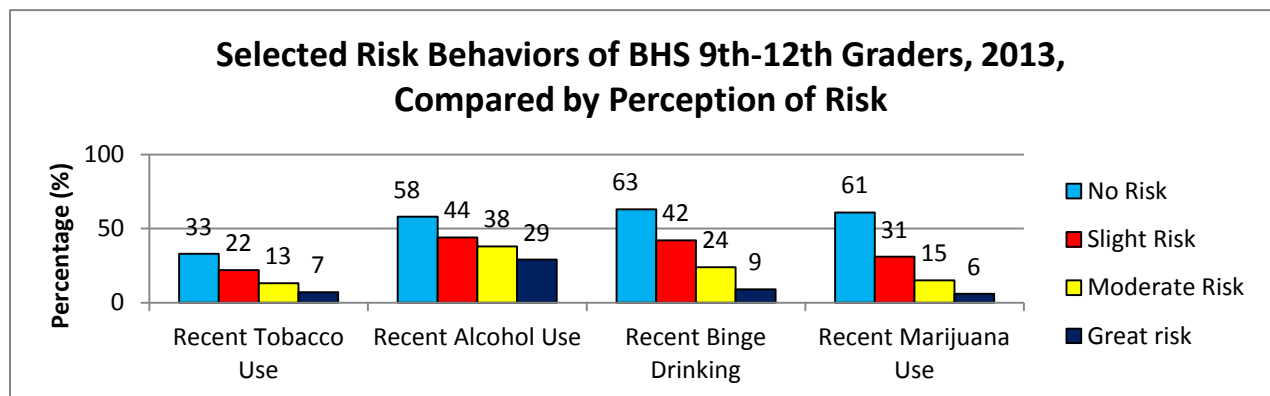
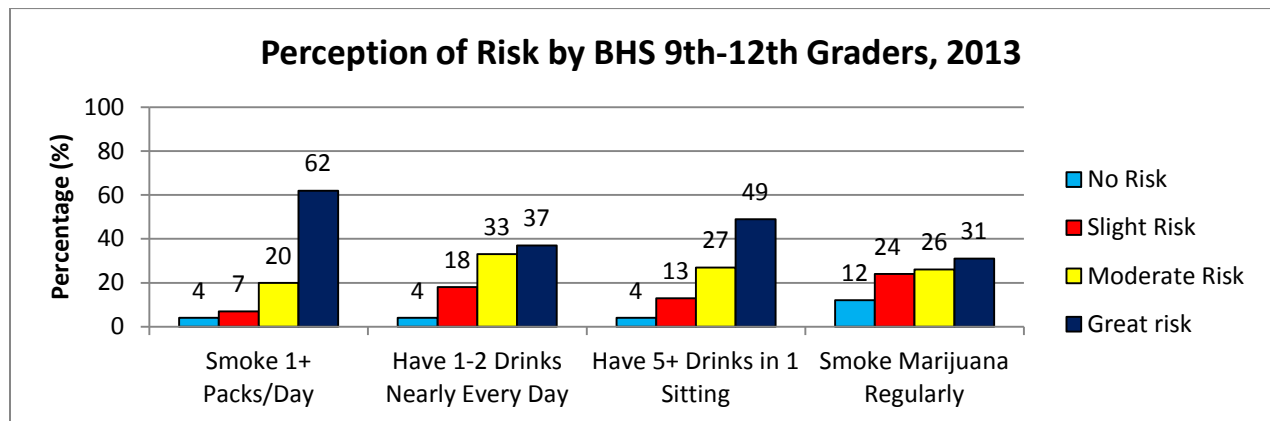
Selected Drug-Related Risk Behaviors among BHS 9th-12th Graders, 2013, Compared by Participation on BHS Athletic Teams



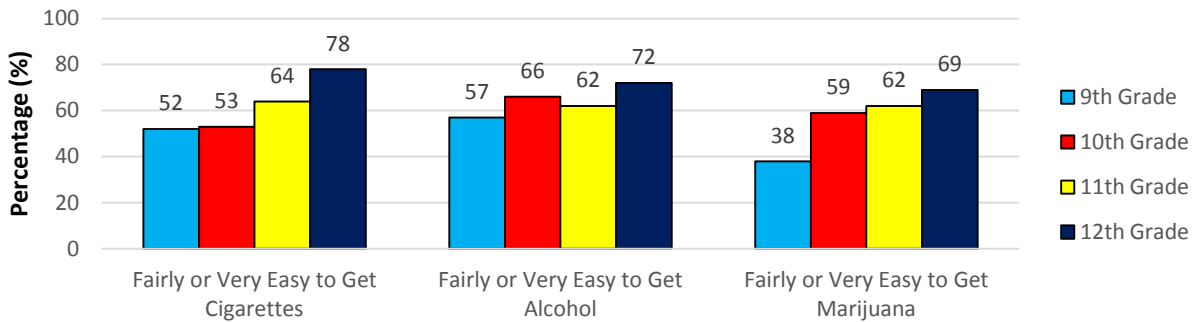
Additional Selected Drug-Related Risk Behaviors among BHS 9th-12th Graders, 2013, Compared by Participation on BHS Athletic Teams



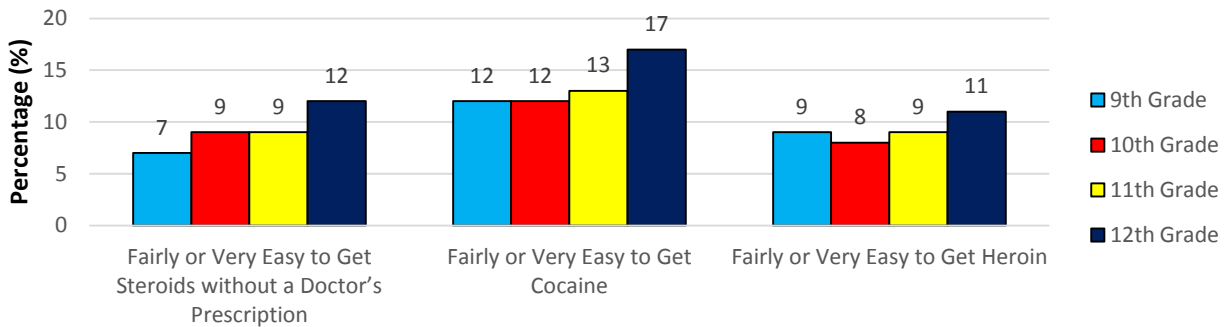
Perceptions



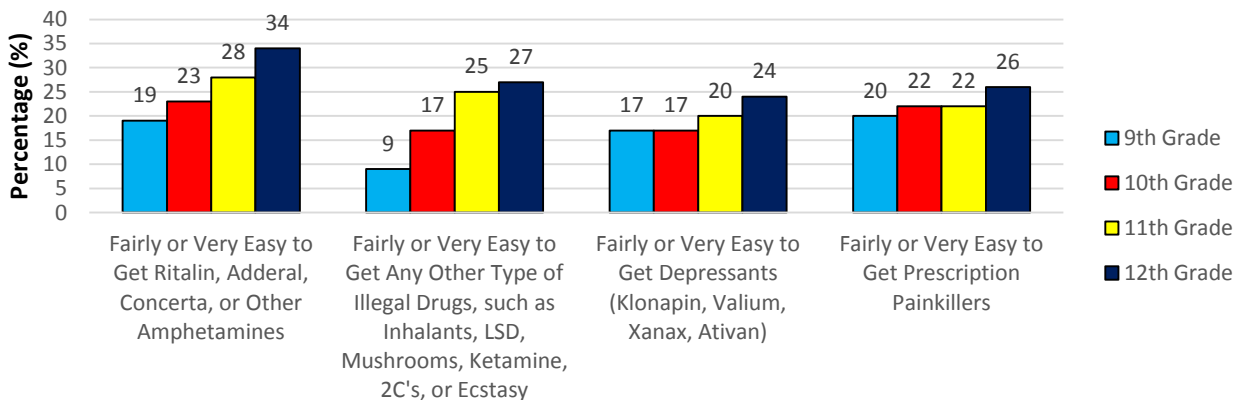
Perceived Ease of Access to Selected Drugs (Group 1) by BHS 9th - 12th Graders, 2013, Compared by Grade Level



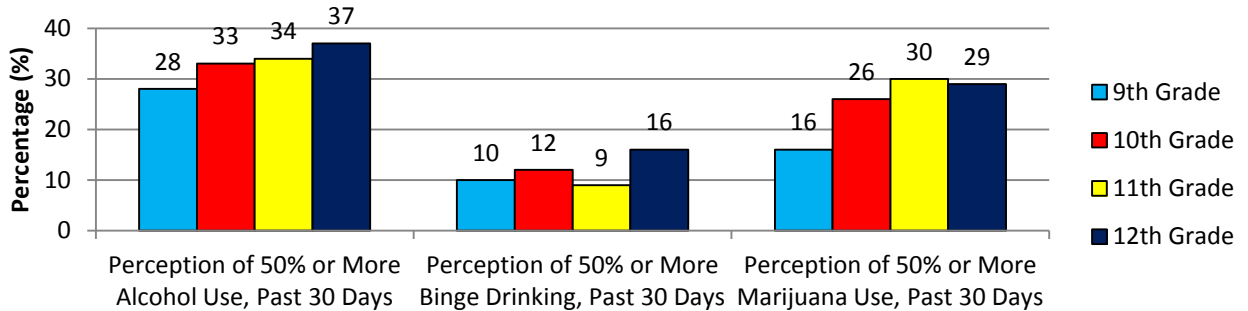
Perceived Ease of Access to Selected Drugs (Group 2) by BHS 9th - 12th Graders, 2013, Compared by Grade Level



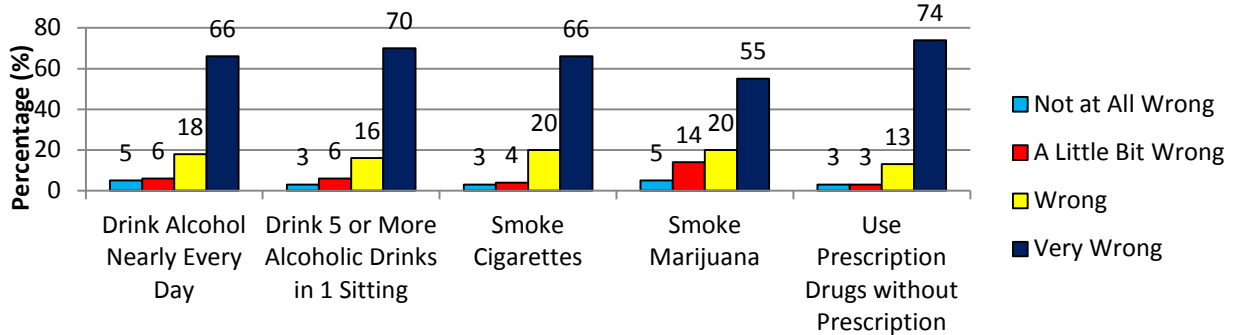
Perceived Ease of Access to Selected Drugs (Group 3) by BHS 9th - 12th Graders, 2013, Compared by Grade Level



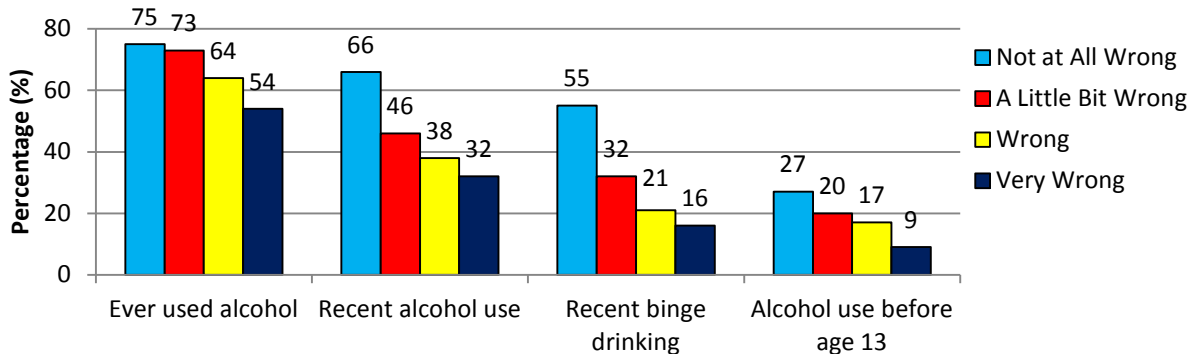
Students' Perception of Recent Use of Selected Drugs by 50% or More of BHS Students, 2013, Compared by Grade



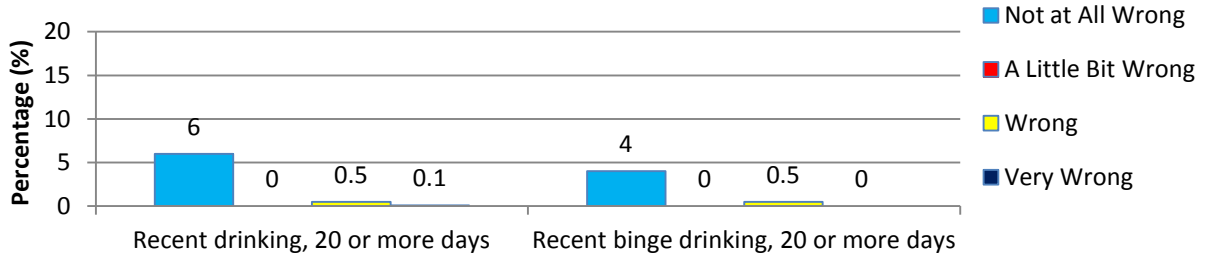
Perceived Parental Disapproval of Drug Use by BHS 9th-12th Graders, 2013



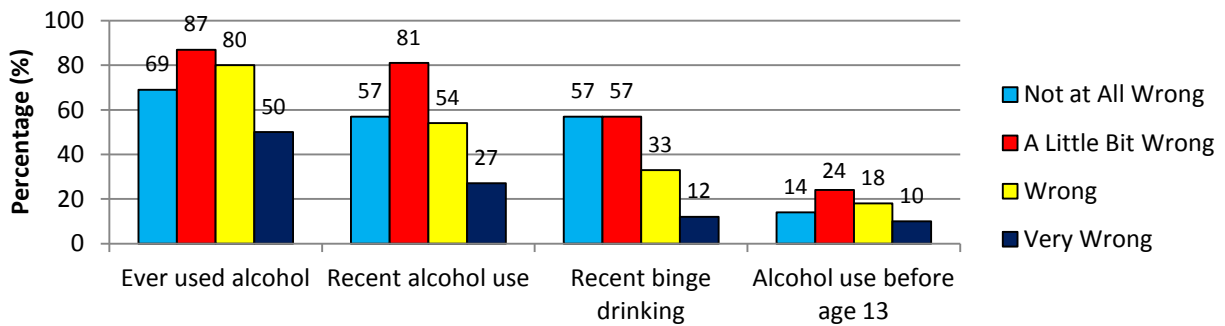
Alcohol Use by BHS 9th - 12th Graders, 2013, Compared by Level of Perceived Parental Disapproval of Drinking



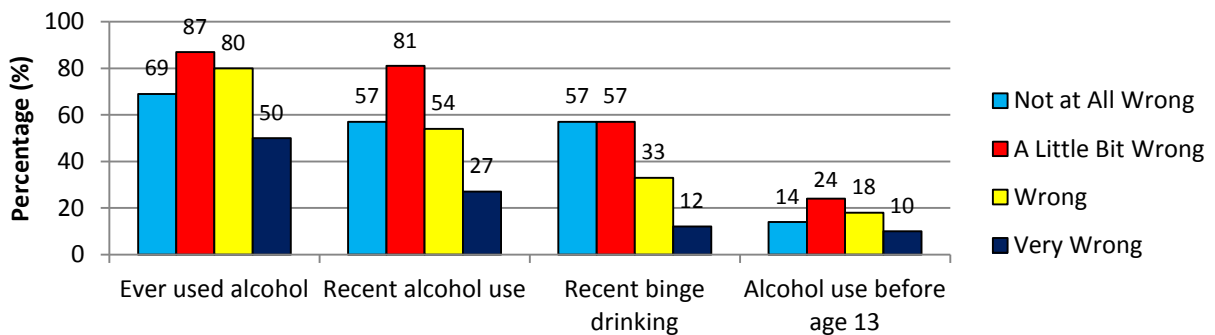
Heavy Alcohol Use by BHS 9th - 12th Graders, 2013, Compared by Level of Perceived Parental Disapproval of Drinking



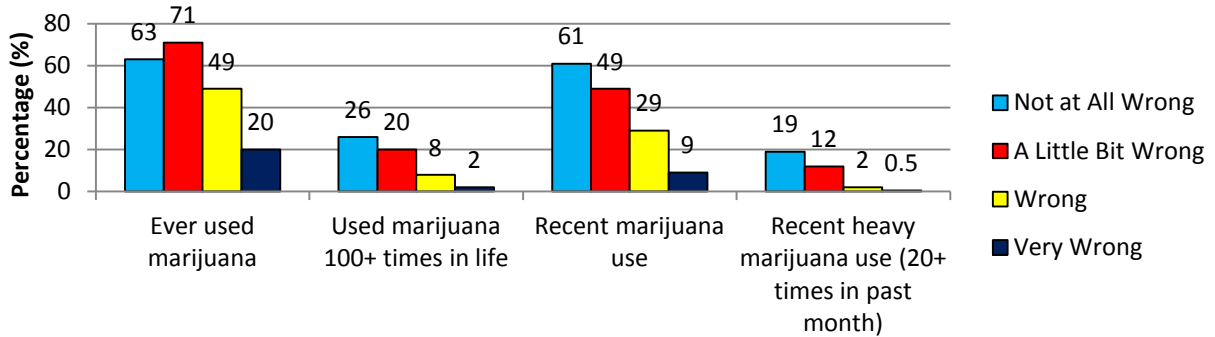
Alcohol Use by BHS 9th - 12th Graders, 2013, Compared by Level of Perceived Parental Disapproval of Binge Drinking



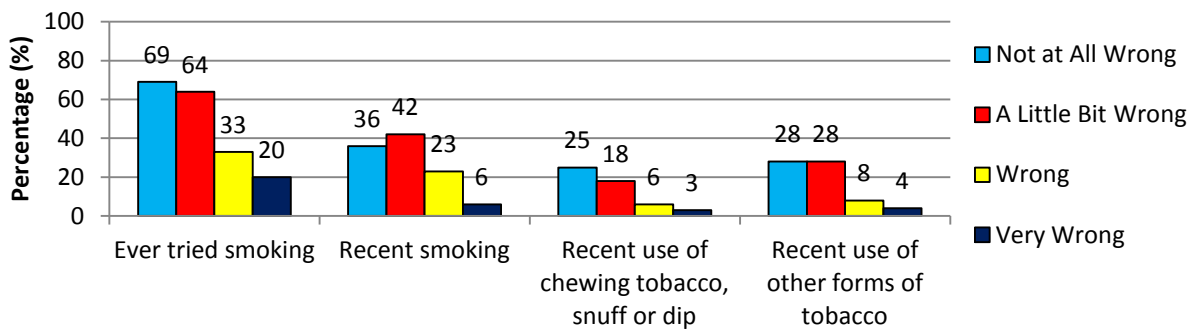
Alcohol Use by BHS 9th - 12th Graders, 2013, Compared by Level of Perceived Parental Disapproval of Binge Drinking



Marijuana Use by BHS 9th - 12th Graders, 2013, Compared by Level of Perceived Parental Disapproval



Tobacco Use by BHS 9th-12th Graders, 2013, Compared by Perceived Parental Disapproval



Perceived Parental Disapproval of Selected Risk Behaviors of BHS 9th-12th Graders, 2013, Compared by Perception of Risk

